

# PUBLISHED VERSION

S.F. King, M. Mühlleitner, R. Nevzorov, K. Walz  
Exploring the CP-violating NMSSM: EDM constraints and phenomenology  
Nuclear Physics B, 2015; 901:526-555

© 2015 The Authors. Published by Elsevier B.V. This is an open access article under the CC BY license (<http://creativecommons.org/licenses/by/4.0/>). Funded by SCOAP<sup>3</sup>.

Originally published at:  
<http://doi.org/10.1016/j.nuclphysb.2015.11.003>

## PERMISSIONS

<http://creativecommons.org/licenses/by/4.0/>



Attribution 4.0 International (CC BY 4.0)

This is a human-readable summary of (and not a substitute for) the [license](#).

[Disclaimer](#)



### You are free to:

- Share** — copy and redistribute the material in any medium or format
  - Adapt** — remix, transform, and build upon the material
- for any purpose, even commercially.

The licensor cannot revoke these freedoms as long as you follow the license terms.

### Under the following terms:



**Attribution** — You must give **appropriate credit**, provide a link to the license, and **indicate if changes were made**. You may do so in any reasonable manner, but not in any way that suggests the licensor endorses you or your use.

**No additional restrictions** — You may not apply legal terms or **technological measures** that legally restrict others from doing anything the license permits.

28 September 2016

<http://hdl.handle.net/2440/100477>



# Exploring the CP-violating NMSSM: EDM constraints and phenomenology

S.F. King<sup>a</sup>, M. Mühlleitner<sup>b,\*</sup>, R. Nevzorov<sup>c</sup>, K. Walz<sup>b</sup>

<sup>a</sup> *Physics and Astronomy, University of Southampton, Southampton, SO17 1BJ, UK*

<sup>b</sup> *Institute for Theoretical Physics, Karlsruhe Institute of Technology, 76128 Karlsruhe, Germany*

<sup>c</sup> *ARC Centre of Excellence for Particle Physics at the Tera-scale, School of Chemistry and Physics, University of Adelaide, Adelaide, SA 5005, Australia*

Received 20 August 2015; received in revised form 28 October 2015; accepted 3 November 2015

Available online 10 November 2015

Editor: Hong-Jian He

---

## Abstract

The Next-to-Minimal Supersymmetric extension of the Standard Model (NMSSM) features extra new sources for CP violation. In contrast to the MSSM CP violation can already occur at tree level in the Higgs sector. We investigate the range of possible allowed CP-violating phases by taking into account the constraints arising from the measurements of the Electric Dipole Moments (EDMs) and the latest LHC Higgs data. Our analysis shows that large CP-violating phases, that are NMSSM-specific, are not in conflict with the EDMs. They are dominantly constrained by the Higgs data in this case. We use our results to investigate the prospects of measuring CP violation through the combined measurement of Higgs rates, on the one hand, and in observables based on CP-violating Higgs couplings to tau leptons on the other hand. © 2015 The Authors. Published by Elsevier B.V. This is an open access article under the CC BY license (<http://creativecommons.org/licenses/by/4.0/>). Funded by SCOAP<sup>3</sup>.

---

## 1. Introduction

The discovery of a Standard Model (SM)-like Higgs boson with mass around 125 GeV by the Large Hadron Collider experiments ATLAS and CMS [1,2] represents a milestone for particle

---

\* Corresponding author.

E-mail addresses: [king@soton.ac.uk](mailto:king@soton.ac.uk) (S.F. King), [margarete.muehlleitner@kit.edu](mailto:margarete.muehlleitner@kit.edu) (M. Mühlleitner), [roman.nevzorov@adelaide.edu.au](mailto:roman.nevzorov@adelaide.edu.au) (R. Nevzorov), [kathrin.walz@kit.edu](mailto:kathrin.walz@kit.edu) (K. Walz).

physics. This discovery supports the Higgs mechanism which allows for the generation of particle masses without violating the underlying gauge symmetries of the SM. It has long been realized that the maximum allowed symmetry compatible with space–time symmetry is supersymmetry (SUSY) [3], which relates bosonic to fermionic degrees of freedom. Due to this and many other virtues as well, SUSY has become one of the most popular and most intensely studied symmetries beyond the SM (BSM). While so far no direct sign of new physics has been found, it remains possible that the SM-like Higgs boson discovered at the LHC is in fact a SUSY Higgs.

The Minimal Supersymmetric Standard Model (MSSM) [4,5], requires at least two complex Higgs doublets. In the Next-to-Minimal SUSY model (NMSSM) [6] another complex singlet superfield is added to the Higgs sector. The coupling of the singlet field to the MSSM Higgs doublets allows for a dynamical solution of the  $\mu$  problem [7] when the neutral component of the singlet field acquires its vacuum expectation value (VEV). The totality of ten degrees of freedom of the Higgs doublet and singlet fields leads to seven physical Higgs bosons after electroweak symmetry breaking. In the CP-conserving NMSSM these are three CP-even and two CP-odd neutral Higgs bosons plus two charged ones, whereas in the CP-violating case all Higgs bosons mix and do not carry a definite CP quantum number any more. Besides the direct detection of more Higgs states, an extended Higgs sector can manifest itself in modified Higgs couplings of the SM-like Higgs boson. These arise from the mixture with other Higgs states or from new physics effects induced through radiative corrections to the Higgs couplings and/or in the loop mediated Higgs interactions with the photons and gluons. Furthermore, Higgs decays into other lighter non-SM particles can be realized leading to modified branching ratios, including also the possibility of invisible decays.

CP violation is one of the three Sakharov conditions [8] for baryogenesis, leading to matter–antimatter asymmetry in the universe. In the SM the only source of CP violation is given by the Cabibbo–Kobayashi–Maskawa (CKM) matrix [9,10]. While the SM provides the necessary ingredients for all Sakharov conditions, CP violation based on the CKM matrix is too small to explain quantitatively the observed asymmetry.<sup>1</sup> This motivates studying BSM theories which include additional sources of CP violation. In general, two Higgs doublet models (2HDMs) give rise to CP-violating effects. Compared to 2HDMs, supersymmetric extensions contain many new sources of CP violation. Nevertheless in the MSSM CP violation in the Higgs sector itself cannot occur at tree level and is radiatively induced [5]. Different phenomenological implications of CP violation associated with the Higgs sector involving a 125 GeV Higgs state in the 2HDM and MSSM were studied recently in [11–14] and [12,15], respectively. In the NMSSM Higgs sector, however, CP violation can already show up at tree level through NMSSM specific complex couplings which induce CP-violating doublet-singlet mixing.

In this paper we shall be concerned with the CP-violating NMSSM, including CP-violating effects in the phenomenology of the 125 GeV Higgs boson as well as other effects in the Higgs sector as follows. For example, in the CP-violating NMSSM, a non-zero CP-odd admixture in the couplings of the dominantly CP-even non-SM-like light Higgs boson may weaken its couplings to the weak gauge bosons to such an extent that it escapes the LEP limits [16]. Additionally, CP violation in the Higgs couplings can allow for decays of Higgs bosons into Higgs and gauge bosons or a pair of lighter Higgs bosons in combinations that otherwise would be forbidden. These could then constitute additional discovery channels for some of the Higgs states. In gen-

---

<sup>1</sup> Besides the fact, that the 125 GeV Higgs boson is too heavy to allow for the strong first order phase transition in the early universe required for thermal non-equilibrium.

eral CP mixing alters the Higgs couplings and hence the production and decay rates with effects on the discovery prospects of the additional NMSSM Higgs bosons.<sup>2</sup> Moreover, CP-violating phases influence the Higgs mass spectrum already at tree level in case of Higgs sector CP violation and at loop level through radiatively induced CP violation [18,19]. Some of these effects, however, can also be explained in the CP-conserving NMSSM by choosing the parameter combinations accordingly. Additionally, without further information on the CP nature of the Higgs bosons from other observables, genuine CP-violating Higgs decays to gauge boson plus Higgs or Higgs-to-Higgs decays cannot be identified unless all of these decay channels are observed. Since the absolute size of CP violation is stringently constrained by experiment, the identification of CP-violating Higgs bosons will be a non-trivial task requiring precision measurements, high luminosities and the combination of various CP-violating observables. In particular tight constraints on the CP-violating phases arise from the non-observation of electric dipole moments (EDMs). Accordingly, we discuss in detail in the main part of the paper the role of EDMs in constraining the parameter space of the CP-violating NMSSM. By taking into account the latest experimental constraints from the Higgs data and the measurements of the EDMs, we investigate the size of the EDMs as a function of the CP-violating phases. This allows for conclusions on the overall allowed size of CP violation in the NMSSM in view of the newest experimental results. Subsequently, we investigate how CP violation can be identified by combining Higgs-to-Higgs decays and Higgs decays to gauge boson plus Higgs. This is complemented by the discussion of measuring CP violation in fermionic Higgs decays.

The investigation of the CP-violating NMSSM Higgs sector considered here takes into account higher order corrections both to the parameters and the observables. Radiative corrections to the Higgs boson masses are crucial to lift the SM—like Higgs boson mass to the observed value of 125 GeV. The connection of the Higgs self-couplings and masses through the Higgs potential requires the inclusion of higher order corrections also in the Higgs self-interactions to consistently describe Higgs-to-Higgs decays, which can become relevant for spectra with light Higgs bosons and/or sizeable values of the singlet coupling  $\lambda$  [20–30]. In the Higgs boson decays into SM particles and colored SUSY particles in particular QCD corrections play an important role and have to be included. Also electroweak corrections can become important. They cannot be adapted from the SM or MSSM, however, but require an explicit calculation, as has been done so far in the NMSSM only for the Higgs boson decays into squarks [31].

It is worth recalling the status of higher order corrections to the NMSSM Higgs boson masses. In the CP-conserving NMSSM the one-loop mass corrections are available [32–41], as well as two-loop results of  $O(\alpha_t\alpha_s + \alpha_b\alpha_s)$  in the approximation of zero external momentum [39]. First corrections beyond order  $O(\alpha_t\alpha_s + \alpha_b\alpha_s)$  have been provided in [42]. The one-loop corrections to the Higgs masses of the CP-violating NMSSM have been calculated by [18,43–47] and the logarithmically enhanced two-loop effects have been given in [48]. The two-loop corrections to the Higgs boson masses of the CP-violating NMSSM in the Feynman diagrammatic approach with vanishing external momentum at  $O(\alpha_t\alpha_s)$  have been computed in [19]. The one-loop corrections to the trilinear Higgs self-couplings for the CP-conserving NMSSM [21] are available and have recently been extended to include the two-loop corrections at order  $\mathcal{O}(\alpha_t\alpha_s)$  in the approximation of vanishing external momentum in the CP-violating case [49]. Several public codes are on the market for the computation of the NMSSM mass spectrum for a given parameter set. These are the stand-alone codes `NMSSMTOOLS` [50–52], `SOFTSUSY` [53,54] and

<sup>2</sup> For a recent discussion on two Higgs bosons near 125 GeV in the complex NMSSM, see [17].

NMSSMCALC [55,56], and the NMSSM implementations of the programs FlexibleSUSY [57,58] and SPheno [59,60] which are based on SARAH [42,61–64].<sup>3</sup> An extension of the program package NMSSMTools to include also the CP-violating NMSSM has recently been announced in [66].

For the phenomenological analysis in this paper we have implemented the EDMs in the Fortran package NMSSMCALC. It computes for the CP-conserving and CP-violating case the two-loop NMSSM Higgs boson masses at  $\mathcal{O}(\alpha_t \alpha_s)$  and the Higgs boson widths and branching ratios including the dominant higher order corrections.<sup>4</sup>

The layout of the paper is as follows. In Section 2 we introduce the CP-violating NMSSM Lagrangian and set our notation. Section 3 briefly recapitulates the computation of the SUSY contributions to the EDMs. In Section 4 we discuss in detail the EDMs induced by various CP-violating phases present in the NMSSM. In subsection 4.1 this investigation is performed in the subspace of the Natural NMSSM that features a rather light Higgs spectrum with good discovery prospects for all Higgs bosons of the NMSSM. In subsection 4.2, we extend the investigation to an enlarged NMSSM parameter range. Section 5 is devoted to the prospects for measuring CP violation in the Higgs couplings involving  $Z$  bosons through the combination of signal rates, subsection 5.1, and in the Higgs couplings to fermions, subsection 5.2. Section 6 summarizes and concludes the paper.

## 2. The Lagrangian of the CP-violating NMSSM

We work in the framework of the CP-violating NMSSM with a scale-invariant superpotential and a discrete  $\mathbb{Z}^3$  symmetry. The Higgs potential is obtained from the superpotential, the soft SUSY breaking Lagrangian and the  $D$ -term contributions. The NMSSM superpotential in terms of the two Higgs doublet superfields  $\hat{H}_d$  and  $\hat{H}_u$ , the singlet superfield  $\hat{S}$ , the quark and lepton superfields and their charged conjugates, with the superscript  $c$ ,  $\hat{Q}, \hat{U}^c, \hat{D}^c, \hat{L}, \hat{E}^c$ , is given by

$$W_{NMSSM} = \epsilon_{ij} [y_e \hat{H}_d^i \hat{L}^j \hat{E}^c + y_d \hat{H}_d^i \hat{Q}^j \hat{D}^c - y_u \hat{H}_u^i \hat{Q}^j \hat{U}^c] - \epsilon_{ij} \lambda \hat{S} \hat{H}_d^i \hat{H}_u^j + \frac{1}{3} \kappa \hat{S}^3. \quad (2.1)$$

The  $i, j = 1, 2$  are the indices of the  $SU(2)_L$  fundamental representation, and  $\epsilon_{ij}$  is the totally antisymmetric tensor with  $\epsilon_{12} = \epsilon^{12} = 1$ , where we adopt the convention to sum over equal indices. Color and generation indices have been suppressed. As we neglect generation mixing, the Yukawa couplings  $y_e, y_d$  and  $y_u$  are diagonal, and complex phases can be reabsorbed by redefining the quark fields without effect on the physical meaning [10]. The dimensionless parameters  $\lambda$  and  $\kappa$  are complex in case of CP violation.

The soft SUSY breaking Lagrangian in terms of the scalar component fields  $H_u, H_d$  and  $S$  reads

$$\begin{aligned} \mathcal{L}_{\text{soft, NMSSM}} = & -m_{H_d}^2 H_d^\dagger H_d - m_{H_u}^2 H_u^\dagger H_u - m_Q^2 \tilde{Q}^\dagger \tilde{Q} - m_{\tilde{L}}^2 \tilde{L}^\dagger \tilde{L} - m_{\tilde{u}_R}^2 \tilde{u}_R^* \tilde{u}_R \\ & - m_{\tilde{d}_R}^2 \tilde{d}_R^* \tilde{d}_R - m_{\tilde{e}_R}^2 \tilde{e}_R^* \tilde{e}_R - (\epsilon_{ij} [y_e A_e H_d^i \tilde{L}^j \tilde{e}_R^* + y_d A_d H_d^i \tilde{Q}^j \tilde{d}_R^* \\ & - y_u A_u H_u^i \tilde{Q}^j \tilde{u}_R^*] + \text{h.c.}) - \frac{1}{2} (M_1 \tilde{B} \tilde{B} + M_2 \tilde{W}_i \tilde{W}_i + M_3 \tilde{G} \tilde{G} + \text{h.c.}) \end{aligned}$$

<sup>3</sup> For a comparison of the codes, see [65].

<sup>4</sup> The program package NMSSMCALC including the computation of the EDMs is made publicly available and can be downloaded from the url: <http://www.itp.kit.edu/~maggie/NMSSMCALC/>.

$$-m_S^2|S|^2 + (\epsilon_{ij}\lambda A_\lambda S H_d^i H_u^j - \frac{1}{3}\kappa A_\kappa S^3 + \text{h.c.}), \tag{2.2}$$

where a sum over all three quark and lepton generations is implicit. The  $\tilde{Q}$  and  $\tilde{L}$  denote the complex scalar components of the corresponding quark and lepton superfields and, *e.g.* for the first generation are  $\tilde{Q} = (\tilde{u}_L, \tilde{d}_L)^T$  and  $\tilde{L} = (\tilde{\nu}_L, \tilde{e}_L)^T$ . In the CP-violating NMSSM the soft SUSY breaking trilinear couplings  $A_x$  ( $x = \lambda, \kappa, d, u, e$ ) and the gaugino mass parameters  $M_k$  ( $k = 1, 2, 3$ ) of the bino, wino and gluino fields  $\tilde{B}, \tilde{W}_i$  ( $i = 1, 2, 3$ ) and  $\tilde{G}$ , are complex. Exploiting the  $R$ -symmetry either  $M_1$  or  $M_2$  can be chosen to be real. On the other hand the soft SUSY breaking mass parameters of the scalar fields,  $m_X^2$  ( $X = S, H_d, H_u, \tilde{Q}, \tilde{u}_R, \tilde{d}_R, \tilde{L}, \tilde{e}_R$ ) are real.

The Higgs potential finally is obtained as

$$\begin{aligned} V_H = & (|\lambda S|^2 + m_{H_d}^2)H_d^\dagger H_d + (|\lambda S|^2 + m_{H_u}^2)H_u^\dagger H_u + m_S^2|S|^2 \\ & + \frac{1}{8}(g_2^2 + g_1^2)(H_d^\dagger H_d - H_u^\dagger H_u)^2 + \frac{1}{2}g_2^2|H_d^\dagger H_u|^2 \\ & + |-\epsilon^{ij}\lambda H_{d,i}H_{u,j} + \kappa S^2|^2 + [-\epsilon^{ij}\lambda A_\lambda S H_{d,i}H_{u,j} + \frac{1}{3}\kappa A_\kappa S^3 + \text{h.c.}], \end{aligned} \tag{2.3}$$

with  $g_1$  and  $g_2$  denoting the  $U(1)_Y$  and  $SU(2)_L$  gauge couplings, respectively. Expanding the two Higgs doublets and the singlet field about their VEVs,  $v_d, v_u$  and  $v_s$ , two more CP-violating phase,  $\varphi_u$  and  $\varphi_s$ , are introduced,

$$\begin{aligned} H_d = & \begin{pmatrix} \frac{1}{\sqrt{2}}(v_d + h_d + ia_d) \\ h_d^- \end{pmatrix}, \quad H_u = e^{i\varphi_u} \begin{pmatrix} h_u^+ \\ \frac{1}{\sqrt{2}}(v_u + h_u + ia_u) \end{pmatrix}, \\ S = & \frac{e^{i\varphi_s}}{\sqrt{2}}(v_s + h_s + ia_s). \end{aligned} \tag{2.4}$$

The VEVs  $v_u$  and  $v_d$  are related to  $v \approx 246$  GeV through  $v^2 = v_d^2 + v_u^2$  and their ratio is parametrized by  $\tan \beta = v_u/v_d$ . The phase  $\varphi_u$  affects the top quark mass. We absorb this phase into the left-handed and right-handed top fields through

$$t_L \rightarrow e^{-i\varphi_u/2} t_L \quad \text{and} \quad t_R \rightarrow e^{i\varphi_u/2} t_R, \tag{2.5}$$

so that the top Yukawa coupling is kept real. This alters all couplings with one top quark. Replacing Eq. (2.4) in Eq. (2.3) yields the Higgs potential

$$\begin{aligned} V_H = & V_H^{\text{const}} + t_{h_d}h_d + t_{h_u}h_u + t_{h_s}h_s + t_{a_d}a_d + t_{a_u}a_u + t_{a_s}a_s \\ & + \frac{1}{2}\phi^{0,T}\mathcal{M}_{\phi\phi}\phi^0 + \phi^{c,\dagger}\mathcal{M}_{h^+h^-}\phi^c + V_H^{\phi^3,\phi^4}, \end{aligned} \tag{2.6}$$

with  $\phi^0 \equiv (h_d, h_u, h_s, a_d, a_u, a_s)^T$  and  $\phi^c \equiv ((h_d^-)^*, h_u^+)^T$ . The tadpole coefficients are denoted by  $t_\phi$  ( $\phi = h_d, h_u, h_s, a_d, a_u, a_s$ ),  $\mathcal{M}_{\phi\phi}$  is the  $6 \times 6$  mass matrix for the neutral Higgs bosons and  $\mathcal{M}_{h^+h^-}$  the  $2 \times 2$  mass matrix for the charged Higgs states. Constant terms are summarized in  $V_H^{\text{const}}$  and the trilinear and quartic interactions in  $V_H^{\phi^3,\phi^4}$ . A few remarks on the tadpoles and mass matrices are in order, without repeating their explicit expressions here, which can be found in Ref. [18]. The tadpole coefficients vanish at tree level due to the minimization conditions of the Higgs potential. Rewriting the complex parameters  $\lambda, \kappa, A_\lambda$  and  $A_\kappa$  as

$$\lambda = |\lambda|e^{i\varphi_\lambda}, \quad \kappa = |\kappa|e^{i\varphi_\kappa}, \quad A_\lambda = |A_\lambda|e^{i\varphi_{A_\lambda}} \quad \text{and} \quad A_\kappa = |A_\kappa|e^{i\varphi_{A_\kappa}}, \tag{2.7}$$

three phase combinations appear at tree level in the tadpoles and the mass matrices,

$$\varphi_x = \varphi_{A_\lambda} + \varphi_1, \tag{2.8}$$

$$\varphi_y = \varphi_2 - \varphi_1, \tag{2.9}$$

$$\varphi_z = \varphi_{A_\kappa} + \varphi_2, \tag{2.10}$$

where we have introduced

$$\varphi_1 = \varphi_\lambda + \varphi_s + \varphi_u, \tag{2.11}$$

$$\varphi_2 = \varphi_\kappa + 3\varphi_s. \tag{2.12}$$

Two of the three combinations Eqs. (2.8)–(2.10) can be eliminated at lowest order by applying the minimization conditions  $t_{a_d} = t_{a_s} = 0$ . We express  $\varphi_x$  and  $\varphi_z$  in terms of  $\varphi_y$ . All mass matrix elements mixing the CP-even and CP-odd interaction states,  $\mathcal{M}_{h_i a_j}$ , are then proportional to  $\sin \varphi_y$ . At tree level, this is the only CP-violating phase in the Higgs sector. The rotation from the interaction to the mass eigenstates  $h_i$  ( $i = 1, \dots, 5$ ) is performed by applying two consecutive rotations. The first rotation with matrix  $\mathcal{R}^G$  separates the would-be Goldstone bosons. The second one with the matrix  $\mathcal{R}$  performs the rotation to the mass eigenstates, *i.e.*

$$\begin{aligned} (h_d, h_u, h_s, a, a_s, G)^T &= \mathcal{R}^G (h_d, h_u, h_s, a_d, a_u, a_s)^T, \\ (h_1, h_2, h_3, h_4, h_5, G)^T &= \mathcal{R} (h_d, h_u, h_s, a, a_s, G)^T, \end{aligned} \tag{2.13}$$

with the diagonal mass matrix

$$\text{diag}(m_{h_1}^2, m_{h_2}^2, m_{h_3}^2, m_{h_4}^2, m_{h_5}^2, 0) = \mathcal{R} \mathcal{M}_{hh} \mathcal{R}^T, \quad \mathcal{M}_{hh} = \mathcal{R}^G \mathcal{M}_{\phi\phi} (\mathcal{R}^G)^T. \tag{2.14}$$

The mass eigenstates  $h_i$  are ordered by ascending mass, where the lightest mass is given by  $m_{h_1}$ .

The tree-level Higgs potential can be parametrized by the following set of independent parameters

$$t_{h_d}, t_{h_u}, t_{h_s}, t_{a_d}, t_{a_s}, M_{H^\pm}^2, v, \sin \theta_W, e, \tan \beta, |\lambda|, v_s, |\kappa|, \text{Re } A_\kappa, \sin \varphi_y. \tag{2.15}$$

We have chosen to use  $v$  and  $\sin \theta_W$ , where  $\theta_W$  denotes the weak mixing angle, instead of  $M_W$  and  $M_Z$ . This is more convenient in view of the inclusion of the two-loop corrections to the Higgs boson masses in the gaugeless limit.<sup>5</sup> Furthermore, in accordance with the SUSY Les Houches Accord (SLHA) [67,68] the real part of  $A_\kappa$  is used as input parameter. The imaginary part is eliminated by the tadpole conditions. This distinction is not necessary for  $\lambda$  and  $\kappa$ , as both the real and imaginary parts are given in the SLHA convention and can be related to the respective absolute values and phases. Note finally, that the effective higgsino mixing parameter is given by

$$\mu_{\text{eff}} = \frac{|\lambda| v_s e^{i(\varphi_s + \varphi_\lambda)}}{\sqrt{2}}. \tag{2.16}$$

At higher order in the Higgs mass corrections (and self-couplings) the CP-violating phases entering the Higgs sector at tree level are not related any more. The phases  $\varphi_1$  and  $\varphi_2$  appear independently in the neutralino sector, while the chargino and up-type squark sector depend on the phase  $\varphi_1$ . We therefore have two independent CP-violating phases that appear, if we choose to determine the phases  $\varphi_{A_\kappa}$  and  $\varphi_{A_\lambda}$  from the tadpole conditions. Of course non-vanishing  $\varphi_1$  or  $\varphi_2$  will automatically imply non-vanishing  $\varphi_{A_\lambda}$  and  $\varphi_{A_\kappa}$ . However, since we consider the latter two as derived quantities, which are fixed via the tadpole conditions, we will not mention them

<sup>5</sup> See [19] for details.

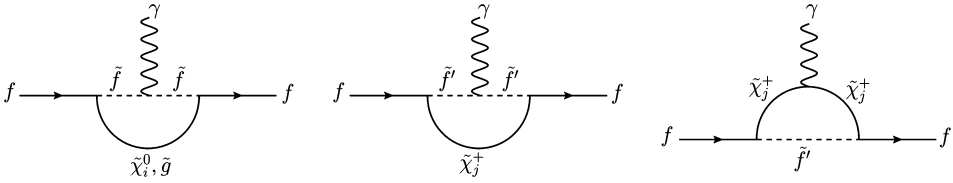


Fig. 1. Generic one-loop diagrams contributing to the EDMs of the electron and light quarks ( $f = e, u, d, s$ ).

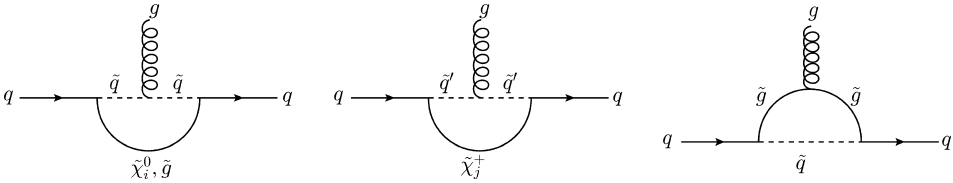


Fig. 2. Generic one-loop diagrams contributing to the CEDMs of the light quarks ( $q = u, d, s$ ).

explicitly in the following discussion. The higher order corrections introduce further complex phases stemming from the complex soft SUSY breaking trilinear couplings and gaugino mass parameters, that enter the couplings and SUSY particle masses involved in the loop corrections.

### 3. Electric Dipole Moments

CP violation would manifest itself in the generation of EDMs. The non-observation of any EDMs so far poses stringent constraints on CP-violating phases. These have to be taken into account, when discussing possible CP-violating effects in the Higgs sector. The constraints may become weaker in case of accidental cancellations of the various contributions to the EDMs, even for lighter SUSY particles with masses below  $\mathcal{O}(1 \text{ TeV})$  [69,70]. In our analysis we take into account all relevant CP-induced contributions to the observable EDMs. In particular we consider the compatibility with the experimental upper bounds on the EDMs, which are

$$\begin{aligned}
 \text{Electron EDM [71]} & : \sim 1 \cdot 10^{-28} \text{ e cm} \\
 \text{Thallium EDM [72]} & : \sim 9 \cdot 10^{-25} \text{ e cm} \\
 \text{Neutron EDM [73]} & : \sim 3 \cdot 10^{-26} \text{ e cm} \\
 \text{Mercury EDM [74]} & : \sim 3.1 \cdot 10^{-29} \text{ e cm} ,
 \end{aligned}
 \tag{3.17}$$

where the electron EDM is estimated from the thorium monoxide experiment. These observable EDMs receive form factor contributions from the electric dipole moment, the chromo-electric dipole moment (CEDM), the two-loop Weinberg three-gluon operator and the Higgs-exchange four-fermion operators. All of these contain contributions that are generated by CP-violating Higgs mixing at tree level. In the EDM and the CEDM we consider one- and two-loop contributions. The two-loop contributions stemming from CP violation in the Higgs sector at tree level, which is specific to the NMSSM, can become important when the CP phases of the MSSM parameters are set to zero [75]. Such a configuration can be achieved by choosing  $\varphi_2 \neq 0$ , while keeping  $\varphi_1 = 0$ . Therefore we will refer to  $\varphi_2$  as the NMSSM-specific phase in the following. The one-loop EDMs of the electron and the light quarks  $u, d, s$  are induced by chargino,  $\tilde{\chi}_j^\pm$  ( $j = 1, 2$ ), and neutralino,  $\tilde{\chi}_i^0$  ( $i = 1, \dots, 5$ ), exchange diagrams, cf. Fig. 1. For the quarks also gluino,  $\tilde{g}$ , exchange diagrams contribute. The light quarks furthermore have CEDMs which are

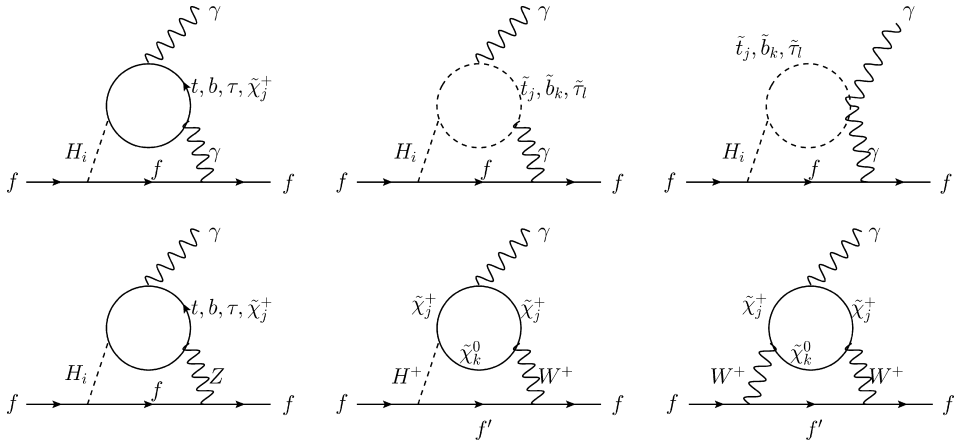


Fig. 3. Generic two-loop Barr-Zee type diagrams contributing to the EDMs of the electron and light quarks ( $f = e, u, d, s$ ). Upper:  $\gamma H$ , and lower from left to right:  $ZH, WH$  and  $WW$ .

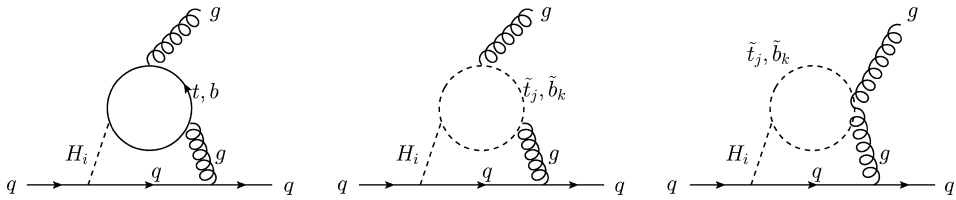


Fig. 4. Generic two-loop Barr-Zee type diagrams contributing to the CEDMs of the light quarks ( $q = u, d, s$ ).

also generated by chargino, neutralino and gluino loops as shown in Fig. 2. The one-loop EDMs have been computed before and the formulae can be found in [70,75]. At two-loop level the Higgs mediated Barr-Zee type diagrams contribute significantly to the EDMs. They are mediated by neutral Higgs couplings to two photons,  $\gamma\gamma H_i^0$  [70], the charged Higgs coupling to the charged  $W$  boson and a photon,  $\gamma H^\pm W^\mp$ , the  $\gamma W^\pm W^\mp$  coupling [76], and the couplings between a neutral Higgs boson, a photon and a  $Z$  boson,  $\gamma H_i^0 Z$  [77]. We will denote these contributions in the following as  $\gamma H, WH, WW$  and  $ZH$ , respectively. The diagrams are displayed in Fig. 3. Additionally, CEDMs of the light quarks  $u, d$  and  $s$  are generated by two-loop Higgs-mediated Barr-Zee graphs [70,75], cf. Fig. 4. For the Weinberg operator we take into account the contributions from the Higgs-mediated two-loop diagrams [78] and additionally the contribution from the quark-squark-gluino exchange contribution [79]. The coefficients of the four-fermion operators, finally, are generated from the  $t$ -channel exchanges of the CP-violating neutral Higgs bosons [70].

We briefly describe how the observable EDMs are obtained from the various contributions introduced above. For explicit formulae and more details we refer the reader to [70,75] and references therein. The Thallium EDM receives contributions from the electron EDM and additionally from the CP-odd electron-nucleon interaction [80,81]. For the neutron EDM three different hadronic approaches are considered. These are the Chiral Quark Model (CQM), the Parton Quark Model (PQM) and the QCD sum rule technique. In the non-relativistic CQM the quark EDMs are estimated via naive dimensional analysis [82]. The PQM uses low-energy data related to the constituent-quark contribution to the proton spin combined with isospin symmetry

[83]. In the third approach finally QCD sum rule techniques [84–86] are applied to determine the EDM. Depending on the approach, the neutron EDM is composed of the contributions from the EDMs and CEDMs of the light quarks, the Weinberg operator and the CP-odd four-fermion operators, see [70] for details. By using QCD sum rules [84,86] the Mercury EDM is estimated from the EDMs induced by the Schiff moment,<sup>6</sup> the electron EDM, the contribution due to the CP-odd electron–nucleon interaction and the contributions from the couplings of electron–nucleon interactions. Details are given in [75].

#### 4. EDM constraints

In this section we investigate the influence of the various CP-violating phases on the EDMs and the resulting constraints on possible CP-violating scenarios. We will present results for the phases  $\varphi_1, \varphi_2$  and the phase  $\varphi_{A_i}$ , which arises from the top/stop sector, and the phases  $\varphi_{M_i}$  of the gaugino mass parameters  $M_i$  ( $i = 1, 2, 3$ ). The EDMs also depend on the phases  $\varphi_{A_j}$  of the soft SUSY breaking trilinear couplings  $A_j$  ( $j = b, u, c, d, s$ ). The influence of the phases  $\varphi_{A_j}$  of the sbottom and the first and second generation squark sector is by far subleading compared to the effects of the other phases. The reason is that the trilinear couplings and hence their phases come in combination with the quark masses, which are small in this case.

In order to find viable parameter points we perform a scan in the NMSSM parameter space and keep only those points that are in accordance with the LHC Higgs data. That this is the case has been checked with the help of the programs `HiggsBounds` [88–90] and `HiggsSignals` [91]. For the computation of the Higgs boson masses, the effective couplings, the decay widths and branching ratios of the SM and NMSSM Higgs bosons, that are needed as inputs for `HiggsBounds` and `HiggsSignals`, the Fortran code `NMSSMCALC` [55,56] has been used. Besides the masses at two-loop level, it provides the SM and NMSSM decay widths and branching ratios including the state-of-the-art higher order corrections. We demanded that the valid scenarios feature a Higgs boson with mass around 125 GeV. With `HiggsBounds` we have checked whether or not the Higgs spectrum is excluded at the 95% confidence level (CL) with respect to the LEP, Tevatron and LHC measurements. The package `HiggsSignals` tests for the compatibility of the SM-like Higgs boson with the Higgs observation data. We required the  $p$ -value, that is given out, to be at least 0.05, corresponding to a non-exclusion at 95% CL.

##### 4.1. Natural NMSSM

We performed a parameter scan in the subspace of the Natural NMSSM as defined in [27]. It features a rather light overall Higgs mass spectrum and gives good discovery prospects for all NMSSM Higgs scalars. It is characterized by

$$0.6 \leq |\lambda| \leq 0.7, \quad |\kappa| \leq 0.3, \quad 1.5 \leq \tan \beta \leq 2.5, \quad 100 \text{ GeV} \leq |\mu_{\text{eff}}| \leq 185 \text{ GeV}. \quad (4.18)$$

The small  $\kappa$  values lead to an approximate Peccei–Quinn symmetry. Note, that in this parameter region the second lightest of the Higgs bosons that are dominantly CP-even, is SM-like.<sup>7</sup> The soft SUSY breaking trilinear NMSSM couplings are varied in the interval

<sup>6</sup> For the Schiff moment several approximations exist [87].

<sup>7</sup> The Higgs boson with mass close to 125 GeV is forced to be mostly CP-even due to the requirement to be compatible with the LHC Higgs data.

$$|A_\lambda| \leq 2 \text{ TeV} \quad \text{and} \quad |A_\kappa| \leq 2 \text{ TeV} . \quad (4.19)$$

The remaining soft SUSY breaking trilinear couplings and masses have been chosen as

$$|A_U|, |A_D|, |A_L| \leq 2 \text{ TeV} \quad \text{with} \quad U \equiv u, c, t, \quad D \equiv d, s, b, \quad L = e, \mu, \tau, \quad (4.20)$$

$$M_{\tilde{u}_R, \tilde{c}_R} = M_{\tilde{d}_R, \tilde{s}_R} = M_{\tilde{Q}_{1,2}} = M_{\tilde{e}_R, \tilde{\mu}_R} = M_{\tilde{L}_{1,2}} = 3 \text{ TeV} , \quad (4.21)$$

$$600 \text{ GeV} \leq M_{\tilde{t}_R} = M_{\tilde{Q}_3} \leq 3 \text{ TeV} , \quad 600 \text{ GeV} \leq M_{\tilde{\tau}_R} = M_{\tilde{L}_3} \leq 3 \text{ TeV} , \quad M_{\tilde{b}_R} = 3 \text{ TeV} , \quad (4.22)$$

$$100 \text{ GeV} \leq |M_1| \leq 1 \text{ TeV} , \quad 200 \text{ GeV} \leq |M_2| \leq 1 \text{ TeV} , \quad 1.3 \text{ TeV} \leq |M_3| \leq 3 \text{ TeV} . \quad (4.23)$$

All scenarios have been checked for compatibility with the lower bound on the charged Higgs mass [92] and respect the exclusion limits on the SUSY particle masses [93–95]. Note also, that the signs of the gaugino masses  $M_1$  and  $M_2$  have only a marginal effect on the features of the NMSSM Higgs sector. The NMSSM-specific input parameters  $\lambda, \kappa, A_\lambda$  and  $A_\kappa$  as well as all other soft SUSY breaking masses and trilinear couplings, according to the SLHA format, are understood as  $\overline{\text{DR}}$  parameters taken at the SUSY scale  $M_S = \sqrt{M_{\tilde{t}_R} M_{\tilde{Q}_3}}$ . In NMSSMCALC also  $\tan \beta$  is assumed to be given at the SUSY scale.

*Variation of  $\varphi_2$ :* For the scenarios of our scan that are compatible with all above described constraints we computed the various EDMs and checked for their compatibility with the experimental values. The results are shown in Fig. 5 for the electron, the Thallium, the neutron and the Mercury EDM. In these plots we have only varied the NMSSM specific phase  $\varphi_2$ . All other complex phases have been set to zero. We hence investigate here solely tree-level CP violation, as it can occur in the NMSSM. As the phase  $\varphi_2$  only appears in the NMSSM we call this in the following *NMSSM-type CP violation*. For each EDM, the absolute values of the computed EDMs in the valid scenarios are shown, normalized to the respective experimental upper bound, as given in Eq. (3.17). All points above 1 are hence in conflict with the EDM data. For the neutron EDM results are given for two different hadronic approaches, the chiral quark model and the one applying QCD sum rule techniques, Fig. 5 (middle row).<sup>8</sup> In the Mercury EDM, Fig. 5 (lower row), we have taken into account the uncertainties in the calculation of the contribution from the Schiff moment by showing results for two of the four values given in the literature,  $d_{\text{Hg}}^{\text{I,II,III,IV}} [S]$  [75,87]. The superscripts in  $d_{\text{Hg}}$  indicate which value has been applied. As can be inferred from the plots the most stringent constraints arise from the electron EDM, Fig. 5 (upper left). The constraints from the Thallium EDM, Fig. 5 (upper right), which mostly depends on the electron EDM  $dE_e$ , are not as stringent. The results for the neutron EDM based on the CQM and the QCD sum rule technique differ by about a factor 2–3 in accordance with previous results in the literature [66,75]. The pictures for the Mercury EDM based on  $d_{\text{Hg}}^{\text{I}}$  and  $d_{\text{Hg}}^{\text{IV}}$  are almost the same and similar to the ones based on  $d_{\text{Hg}}^{\text{II}}$  and  $d_{\text{Hg}}^{\text{III}}$ , which are not shown here. The electron EDM is larger for larger values of  $|\kappa\lambda|$ , *i.e.*  $|\kappa\lambda| > 0.1$ . Note, that CP violation in the tree-level Higgs sector is induced by terms proportional to  $|\kappa\lambda| \sin(\varphi_1 - \varphi_2)$  so that for larger absolute values of  $|\kappa\lambda|$  the CP-violating phase plays a more important role in the EDM. The figures show, that despite the exclusion of some points by the tight electron EDM constraints, scenarios are viable that feature a large CP-violating phase, including possible maximum CP violation  $\varphi_2 = \pm\pi/2$ . Finally let us remark that the asymmetry in the scattering of the points at  $\varphi_2 = 0$  and  $\pm\pi$  is due

<sup>8</sup> In NMSSMCALC we also implemented the Parton Quark Model, but do not show explicit results here.

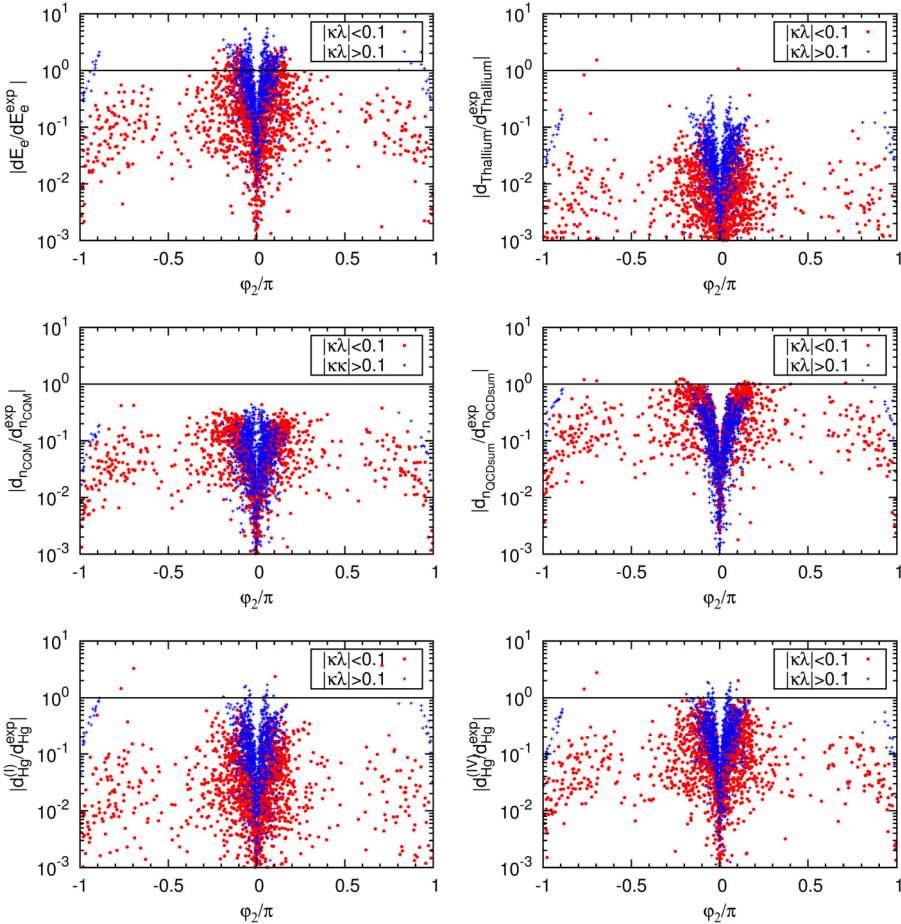


Fig. 5. Absolute values of the electron (upper left), Thallium (upper right), neutron (middle) and Mercury (lower) EDMs as a function of  $\varphi_2$ , normalized to the respective experimental upper bound; red:  $|\kappa\lambda| < 0.1$ , blue:  $|\kappa\lambda| > 0.1$ . (For interpretation of the references to color in this figure legend, the reader is referred to the web version of this article.)

to the fact, that our scan only extends over positive values of  $\lambda$  and that  $\kappa$  appears always in the product  $\kappa\lambda$ .

Investigating the various contributions in detail, we find that at one-loop level only the neutralino exchange diagrams contribute to the electron EDM. All other one-loop contributions do not depend on  $\varphi_2$ . The one-loop contributions turn out to be well below the exclusion bounds. The dominant part comes from the two-loop diagrams where the  $\gamma H$  contribution is the most relevant one, but also  $WW$  is significant and comes with a different sign, see Fig. 6. The  $WH$  and  $ZH$  contributions are about an order of magnitude smaller.

The analysis of the Thallium EDM shows that the one-loop contributions are tiny. The two-loop and the four-fermion operator contributions are roughly of the same size and come with opposite sign, so that they partly cancel each other. Concerning the neutron EDM both in the CQM and in the QCD sum rule approximation the one-loop contributions are irrelevant and the two-loop part is dominated by the Weinberg operator contribution and the Barr–Zee type con-

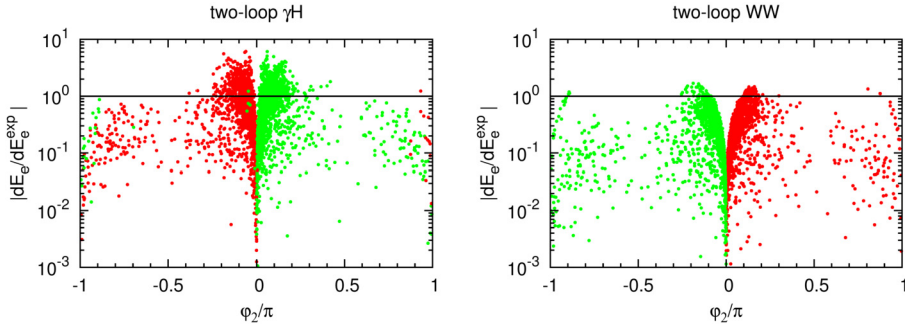


Fig. 6. Absolute values of the two-loop  $\gamma H$  (left) and  $WW$  (right) contributions to the electron EDM normalized to the experimental upper bound. Red points represent contributions with negative sign, green points those with positive sign. (For interpretation of the references to color in this figure legend, the reader is referred to the web version of this article.)

tributions to the CEDM of the quarks. In the QCD sum rule approach the latter two come with opposite signs. The four-fermion operator part that also contributes here, is small. The largest contributions to the Mercury EDM originate from the electron EDM. Also the contributions induced by the Schiff moment are of comparable order, but come with a different sign.

Variation of  $\varphi_{A_t}$ : We now turn to the discussion of the effects of a non-vanishing phase of the stop trilinear soft SUSY breaking coupling,  $\varphi_{A_t}$ . This is a phase that also appears in the MSSM and we call this in the following *MSSM-type CP violation*. Fig. 7 shows the absolute values of the observable EDMs computed for the NMSSM scenarios from our scan normalized to the experimental upper bounds, now as a function of  $\varphi_{A_t}$ . All other possible CP-violating phases have been set to zero. As can be inferred from the figure, the most important observable EDMs induced by  $\varphi_{A_t}$  are the electron EDM  $dE_e$ , Fig. 7 (upper left), and the neutron EDM  $dn$ , Fig. 7 (middle row), both, however, being well below the experimental values for most of the parameter points. In the Mercury EDMs differences in the application of different Schiff moment contributions are now well visible. They are not of relevance though, as the obtained values remain below the experimental limit.

Note that a non-zero phase  $\varphi_{A_t}$  can induce at one-loop level only for the up-quark an EDM and a CEDM through the neutralino and gluino exchange diagrams, but solely when stops are involved, cf. Figs. 1 and 2. At two-loop level, besides the Weinberg operator, only the Barr–Zee type diagrams  $\gamma H$  lead to a non-vanishing contribution, cf. Figs. 3 and 4. All other diagrams involve no couplings which contain  $\varphi_{A_t}$ . Therefore the electron and the Thallium EDM only receive two-loop  $\gamma H$  contributions, cf. Fig. 3 (upper), which change sign with the phase  $\varphi_{A_t}$ . In the neutron EDM the two-loop contributions, which also include those from the Weinberg operator, are about one to two orders of magnitude larger than the one-loop contributions, depending on the approximation. Both come with opposite sign, cf. Fig. 8. The Weinberg operator provides the dominant part at two-loop level, while the EDM and CEDM contributions to the quarks, which enter at one- and two-loop level, are of about the same size and come with opposite sign.

Variation of  $\varphi_1$ : A non-vanishing phase  $\varphi_1$  leads to CP violation in the Higgs sector already at tree level and hence generates an *NMSSM-type CP violation*. As the phase  $\varphi_1$  also enters the effective higgsino parameter  $\mu_{\text{eff}}$ , cf. Eq. (2.16), it also generates CP violation in the doublet higgsino and in the sfermion sector as it occurs in the MSSM, and therefore leads to *MSSM-type CP violation*. In Fig. 9 we show the effect of a complex phase  $\varphi_1$  on the values of the EDMs. All other phases have been set to zero. As can be inferred from the plots, CP violation induced

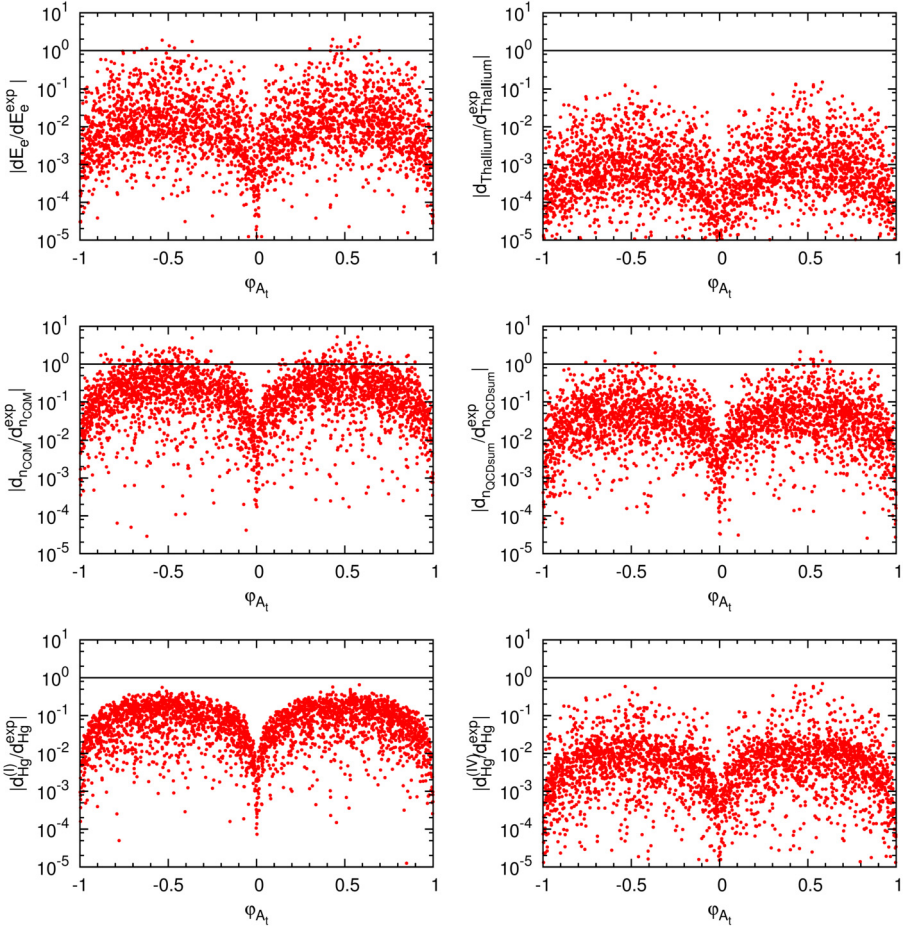


Fig. 7. Same as Fig. 5, but for the variation of  $\varphi_{A_1}$ . All other CP-violating phases are set to zero.

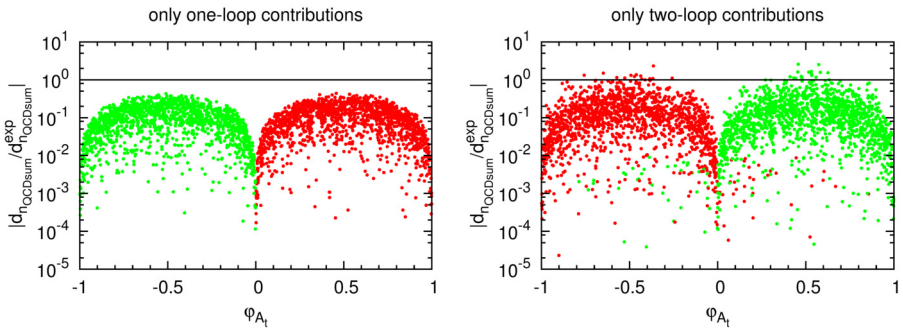


Fig. 8. Absolute values of the one- (left) and two-loop contributions to the neutron EDM in the QCD sum rule approach, normalized to the measured upper bound. Red points represent contributions with negative sign, green points those with positive sign. (For interpretation of the references to color in this figure legend, the reader is referred to the web version of this article.)

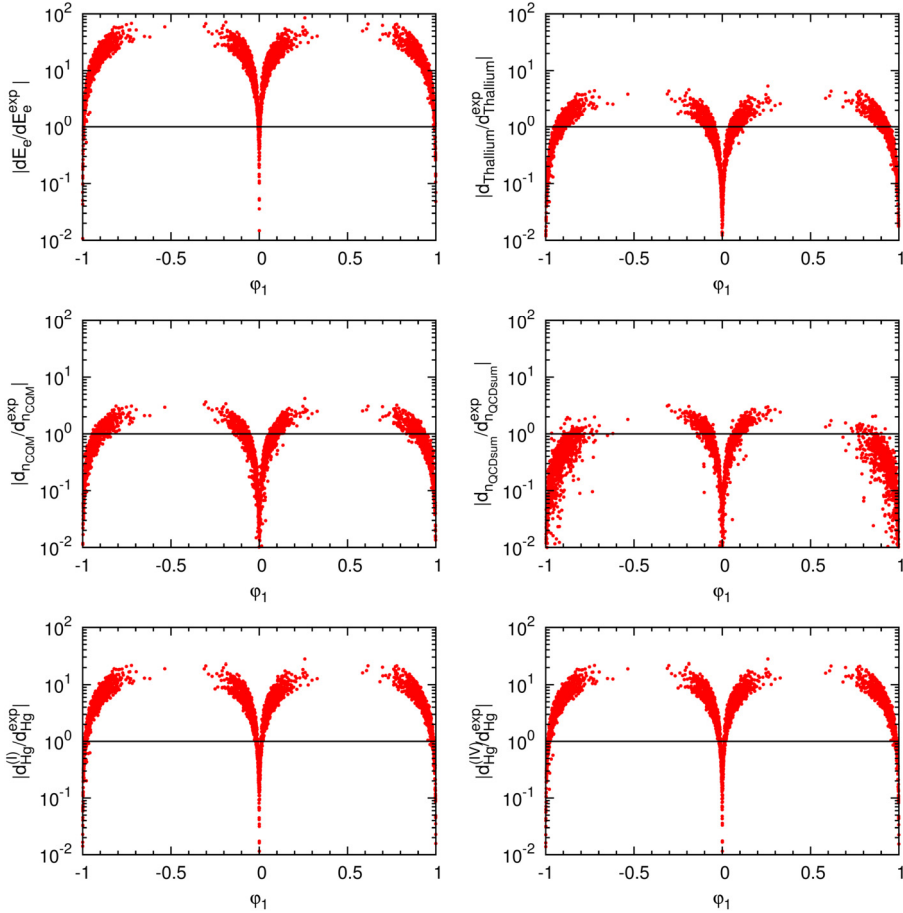


Fig. 9. Absolute values of the electron (upper left), Thallium (upper right), neutron (middle) and Mercury (lower) EDMs as a function of  $\varphi_1$ , normalized to the respective experimental upper bound.

by  $\varphi_1$  is strongly constrained by the EDMs. In particular the induced electron EDM is by a factor up to 100 times larger than the experimental upper bound. At one-loop level the chargino contributions, that are MSSM-like, are important. The Barr–Zee type two-loop contributions are an order of magnitude larger than the ones induced by  $\varphi_2 \neq 0$ . In the Thallium EDM the one- and two-loop contributions are of same size and come with the same sign. They dominate over the four-fermion operator part. For the neutron EDM the one-loop contributions dominate, while the contributions originating from the two-loop diagrams and the Weinberg operator are about one order of magnitude smaller and cancel each other partly. In the Mercury EDM, the dominant part is built up by the electron EDM.

In order to disentangle how much of the observed effect originates from NMSSM-type or, respectively, MSSM-type CP violation, we varied the phases  $\varphi_1$  and  $\varphi_2$  at the same time. Setting  $\varphi_1 = \varphi_2$  allows to turn off tree-level CP violation in the NMSSM Higgs sector, since this yields a vanishing CP-violating phase in the tree-level Higgs sector. Hence only the CP-violating MSSM-type contributions induced by  $\varphi_1$  remain. The resulting plots, which we do not show explicitly here, look strikingly similar to Fig. 9. The major difference is that in Fig. 9 there are hardly any

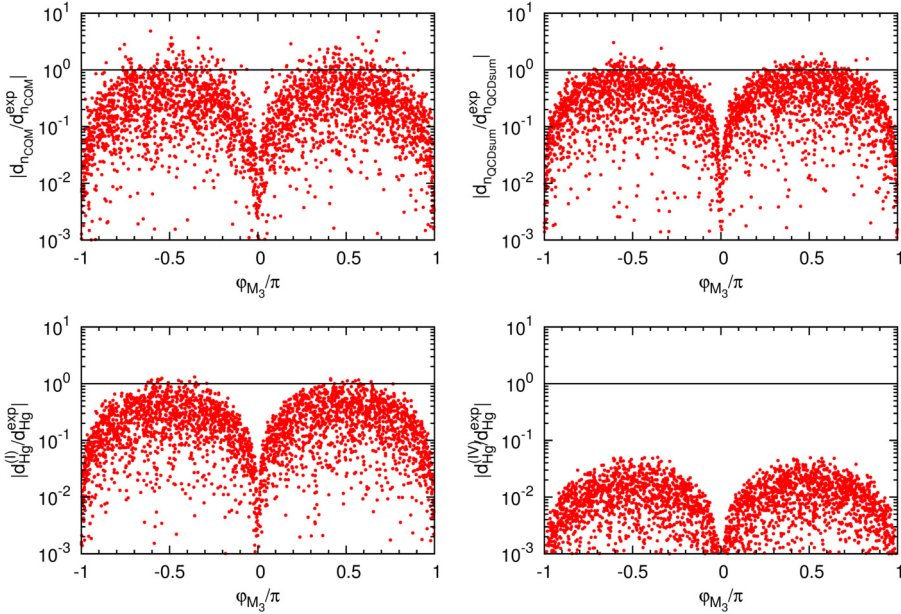


Fig. 10. Absolute values of the neutron (upper) and Mercury (lower) EDMs as a function of  $\varphi_{M_3}$ , normalized to the respective experimental upper bound.

points around the maximally CP-violating phases  $\varphi_1 = \pm\pi/2$ , whereas for the  $\varphi_1 = \varphi_2$  variation these points exist. The gap in Fig. 9 around  $\varphi_1 = \pm\pi/2$  can be attributed to the fact that we demand compatibility with the Higgs data. However, if the CP violation in the tree-level Higgs sector is too strong, *i.e.* if the CP-odd admixture of the SM-like boson becomes too large, the signals of the SM-like Higgs boson are not compatible with the experimental values any more. Regarding the EDMs we conclude that in the parameter space of the Natural NMSSM the MSSM-type CP-violating contributions induced by  $\varphi_1$  dominate by far over the NMSSM-ones generated by  $\varphi_1$ .

Variation of the phases  $\varphi_{M_i}$  ( $i = 1, 2, 3$ ): We comment here on the influence of the phases  $\varphi_{M_i}$  of the gaugino mass parameters  $M_i$  on the EDMs. They are other examples for phases, that appear in the MSSM, too. Compared to the results from the previously discussed phases  $\varphi_1$ ,  $\varphi_2$  and  $\varphi_{A_t}$ , the gaugino phases do not lead to more stringent constraints nor add new effects on the EDMs.

The phase  $\varphi_{M_3}$ , that arises in the stop and gluino sector, does not contribute to the electron EDM. Its contributions to the neutron and Mercury EDM are of the same size as those arising from  $\varphi_{A_t}$ , as can be inferred from Fig. 10. It shows the absolute values of the neutron and the Mercury EDMs as a function of  $\varphi_{M_3}$ , normalized to the respective experimental upper bounds. Here and in the following plots, for the neutron EDM results are given in the chiral quark model approach and in the one based on QCD sum rule techniques. For the Mercury EDM the presented results are obtained for two different values of the Schiff moment,  $d_{\text{Hg}}^I[S]$  and  $d_{\text{Hg}}^{\text{IV}}[S]$ , as defined in [75,87].

The phase  $\varphi_{M_2}$  plays a role in the chargino sector, just as the phase of the effective  $\mu$  parameter, encoded in  $\varphi_1$ . The sizes of the EDMs due to  $\varphi_{M_2}$  can therefore be expected to be of the same order as those due to  $\varphi_1$ . This is confirmed by the plots given in Fig. 11, which show the absolute

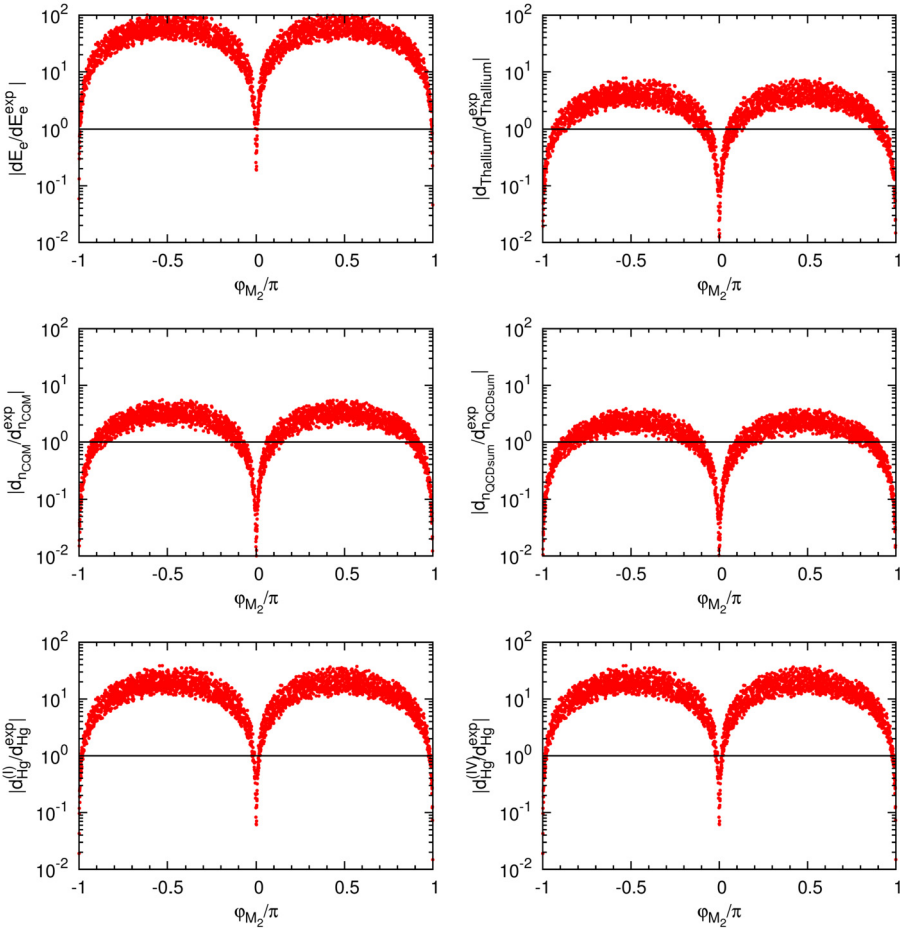


Fig. 11. Absolute values of the electron (upper left), Thallium (upper right), neutron (middle) and Mercury (lower) EDMs as a function of  $\varphi_{M_2}$ , normalized to the respective experimental upper bound.

values of the electron, Thallium, neutron and Mercury EDMs as a function of  $\varphi_{M_2}$ , normalized to the respective experimental upper bounds. Since the phase  $\varphi_{M_2}$  has only a marginal effect on the Higgs sector, the compatibility of the Higgs data is not affected by  $\varphi_{M_2}$  and no gap around  $\pm\pi/2$  arises as in the results for non-zero  $\varphi_1$ , cf. Fig. 9.

Finally, the phase  $\varphi_{M_1}$  arises in the neutralino sector and therefore only gives contributions to diagrams that involve neutralinos in the loops. The generated EDMs are smaller than the ones for a non-vanishing  $\varphi_{M_2}$ , cf. Fig. 12. The phase  $\varphi_{M_1}$  therefore does not lead to more stringent constraints on the CP-violating NMSSM as the ones that have already been discussed above.

#### 4.2. Enlarged NMSSM parameter space

We now turn to the discussion of the EDMs in an enlarged NMSSM parameter space. While the previous scan focused on NMSSM regions that lead to an overall light Higgs mass spectrum with good discovery prospects for all Higgs bosons, we here cover a large part of the NMSSM

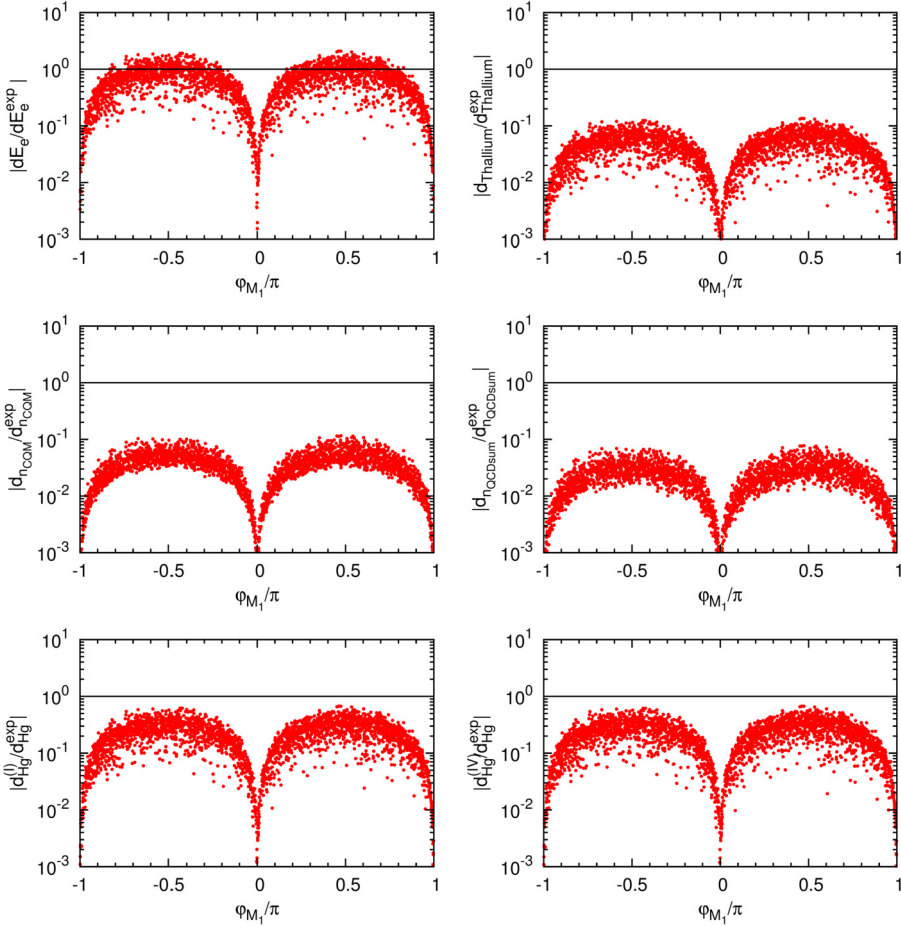


Fig. 12. Absolute values of the electron (upper left), Thallium (upper right), neutron (middle) and Mercury (lower) EDMs as a function of  $\varphi_{M_1}$ , normalized to the respective experimental upper bound.

parameter space. In particular we also allow now for large values of  $\tan\beta$  and cover the whole allowed space of  $\lambda$  and  $\kappa$  while taking care of the perturbativity constraint

$$\sqrt{|\lambda|^2 + |\kappa|^2} < 0.7. \quad (4.24)$$

Additionally, we vary the effective  $\mu$  parameter in a large range. In summary, our scan covers

$$1 \leq \tan\beta \leq 30, \quad |\lambda| \leq 0.7, \quad |\kappa| \leq 0.7, \quad |\mu_{\text{eff}}| \leq 1 \text{ TeV}. \quad (4.25)$$

The ranges of the remaining parameters are the same as given in Eqs. (4.19)–(4.23). And we again checked for the compatibility with the lower bound on the charged Higgs mass [92] and the exclusion limits on the SUSY particle masses [92–95]. We now also have scenarios where the lightest of the mostly CP-even-like Higgs bosons can be SM-like.

*Variation of  $\varphi_2$ :* For the scenarios of the large scan we show the results for the EDMs compared to the experimental values in Fig. 13. They are plotted for the electron, the Thallium, the neutron and the Mercury EDM. We have only varied the NMSSM specific phase  $\varphi_2$  and set all

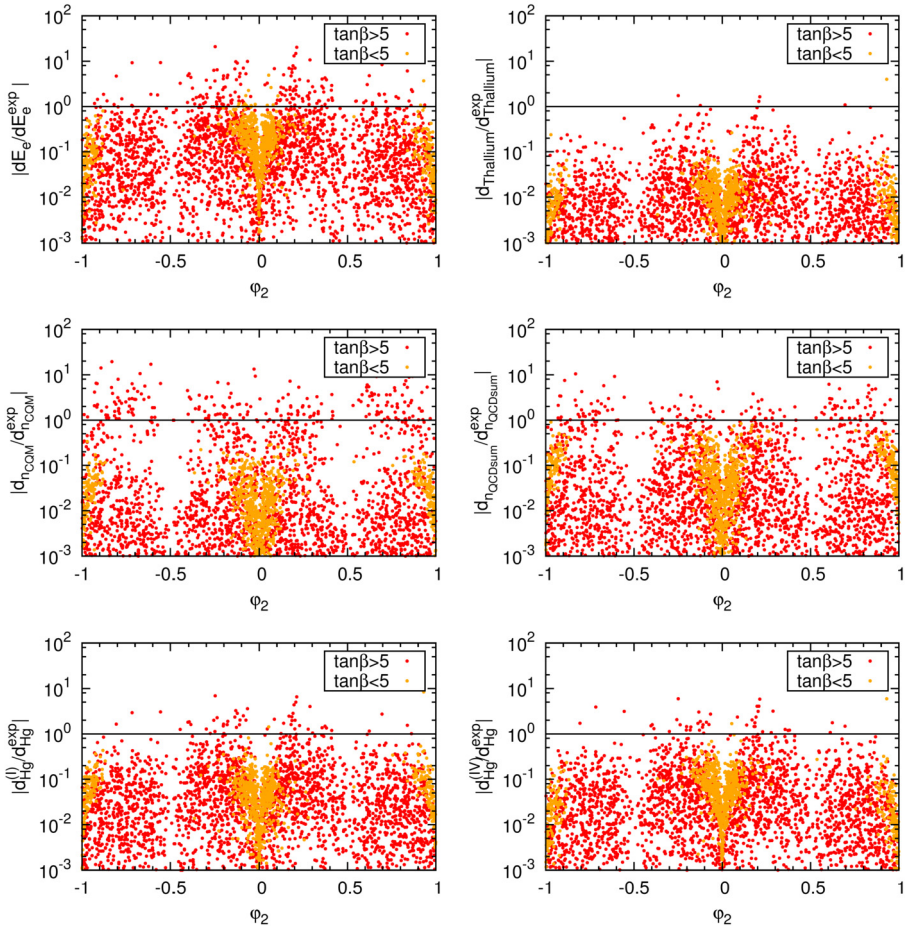


Fig. 13. Large parameter scan: Absolute values of the electron (upper left), Thallium (upper right), neutron (middle) and Mercury (lower) EDMs as a function of  $\varphi_2$ , normalized to the respective experimental upper bound; orange:  $\tan\beta < 5$ , red:  $\tan\beta > 5$ . (For interpretation of the references to color in this figure legend, the reader is referred to the web version of this article.)

other complex phases to zero. The comparison with the results of the Natural NMSSM in Fig. 5 shows, that more parameter sets now lead to EDMs that exceed the experimental limits. This is particularly striking for the neutron EDM, where the EDMs can be up to a factor of 20 larger. At the same time we have more EDMs with very small values, in particular in the case of large CP-violating phases. The orange points indicate the results for  $\tan\beta$  values below 5, while red ones refer to larger  $\tan\beta$  values. This shows the strong influence of the  $\tan\beta$  parameter on the size of the EDMs. Larger  $\tan\beta$  values lead to larger EDMs and vice versa. This is in accordance with the findings of Refs. [70,96]. Note, finally that Fig. 13 and all subsequent figures of this subsection of course contain the subspace of the Natural NMSSM. As we scan here, however, over a larger parameter space the distribution of the points may not be exactly the same as in the corresponding figures for the Natural NMSSM.

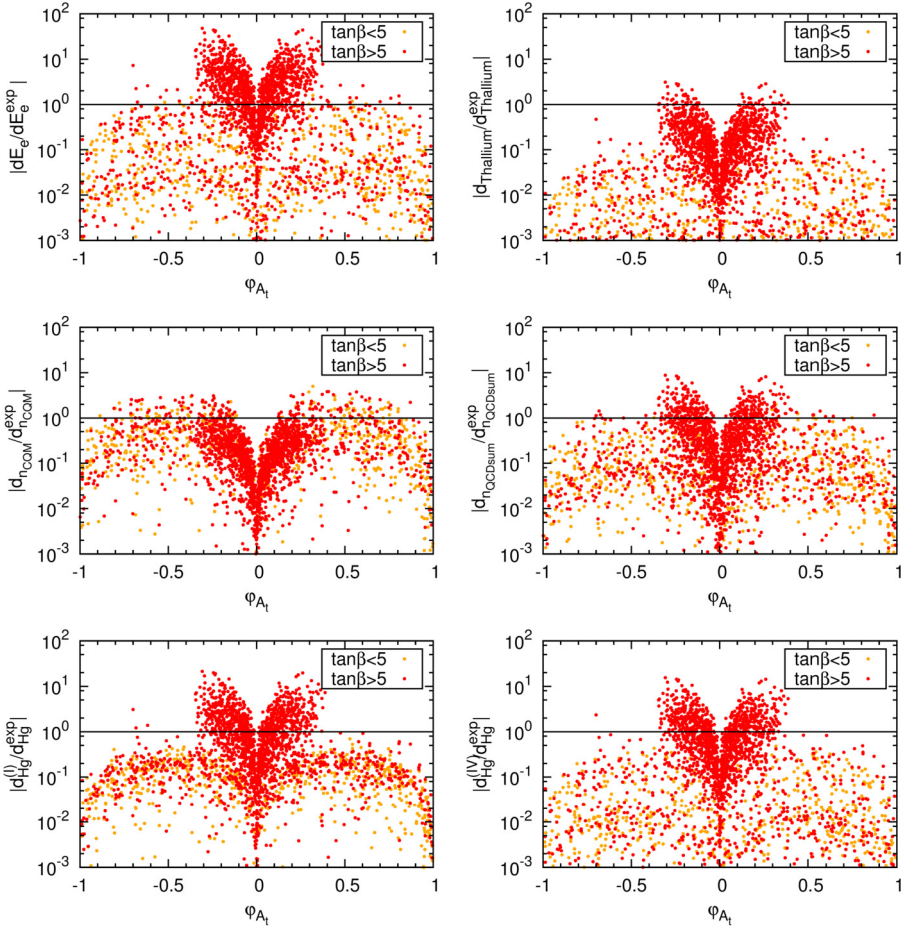


Fig. 14. Same as Fig. 13, but for the variation of  $\varphi_{A_t}$ . All other CP-violating phases are set to zero.

In the enlarged scan, not only the electron EDM, but now also the neutron and Mercury EDMs can lead to stringent constraints on the parameter space. Otherwise, the investigation of the individual contributions shows the same pattern as in the Natural NMSSM subspace. Only the sign of the various contributions is not related to the sign of the phases as clearly any more as *e.g.* in Fig. 6.

**Variation of  $\varphi_{A_t}$ :** The effect of a non-vanishing MSSM-like phase  $\varphi_{A_t}$  is shown in Fig. 14. Apart from the neutron EDM based on the CQM approach all EDMs display enhancements, sometimes by up to a factor of 50 for the maximal values, due to the large parameter space. This is in particular the case for small phase values,  $|\varphi_{A_t}| \lesssim 0.25 \pi$ , and large values of  $\tan \beta$ , where now all EDMs contribute to the exclusion bounds.

The individual features of the EDMs as discussed already for the Natural NMSSM, do not change.

**Variation of  $\varphi_1$ :** Finally, we show the constraints arising from a non-vanishing phase  $\varphi_1$ . The enlargement of the parameter space leads to an increase of the maximal values of all EDMs by about a factor of 10, *cf.* Fig. 15. The investigation of the EDMs shows, that for the variation of  $\varphi_1$

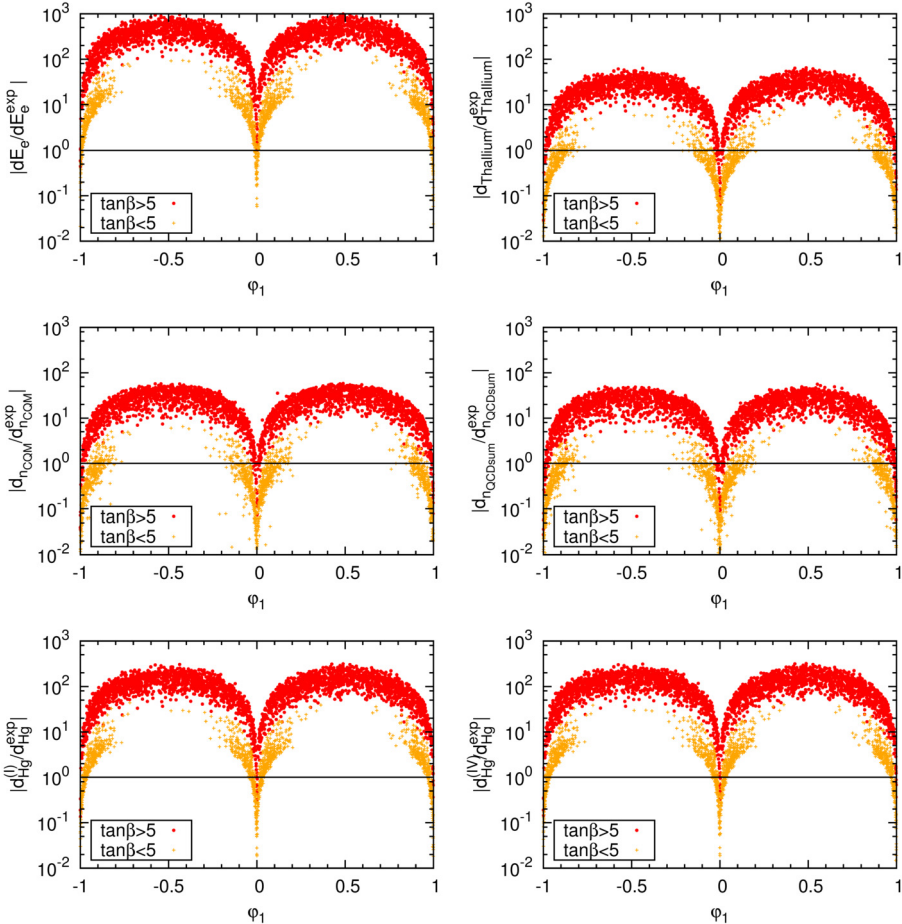


Fig. 15. Same as Fig. 13, but for the variation of  $\varphi_1$ . All other CP-violating phases are set to zero. (For interpretation of the colors in this figure, the reader is referred to the web version of this article.)

they are very sensitive to the value of  $\tan\beta$ . This can be inferred from Fig. 15 where the results for  $\tan\beta < 5$  are indicated by the orange and those for  $\tan\beta > 5$  by the red color. Overall, the non-vanishing phase  $\varphi_1$  leads to the strongest constraints on EDMs. This is mainly due to the MSSM-specific CP violation from a complex  $\mu$  parameter.

We also checked explicitly the behavior of the EDMs with increasing SUSY particle masses. As expected we observe a decoupling behavior, *i.e.* the EDMs decrease with increasing SUSY particle masses in the loops.

In summary, our analysis has shown that large values of the NMSSM specific CP-violating phase  $\varphi_2$  are still possible despite the constraints arising in particular from the electron EDM. As mentioned in the introduction CP violation is a necessary ingredient for successful electroweak baryogenesis (EWBG). A detailed analysis of the influence of the various CP-violating phases of the NMSSM on EWBG also needs to take into account other parameters like *e.g.* those from the stop, neutralino and chargino sectors (for a recent review see [97]), and is beyond the scope of this paper. The necessity of large enough CP violation, however, already points towards the

importance of the phase  $\varphi_2$  on EWBG. For further details and analyses, we refer the reader to the literature [75,98].

## 5. Phenomenological Higgs analysis

The explicit verification of CP violation at the LHC is a non-trivial task and requires high luminosities [99]. For the measurement of CP violation, observables can be constructed that are sensitive to CP-violating effects in the Higgs couplings to gauge bosons and fermions.<sup>9</sup> While the Higgs couplings to massive gauge bosons project on the CP-even component of the Higgs state, the fermionic couplings have the advantage to democratically couple to the CP-even and CP-odd components of the Higgs bosons. The individual signal rates, on the other hand, do not allow for conclusions on CP violation, since specific parameter configurations in the CP-conserving NMSSM can lead to the same rates as in the CP-violating case within the experimental errors. Also the superposition of rates stemming from CP-odd and CP-even Higgs bosons, that are close in mass, can mimic CP-violating effects. The simultaneous measurement of Higgs decay rates, however, that require a CP-even, respectively, a CP-odd component, allow for conclusions on CP violation.

In the following two subsections we will discuss possible prospects for accessing CP violation in two different approaches. These are on the one hand the combined measurement of signal rates and on the other hand the exploitation of decays into fermion pairs.

### 5.1. Hints towards CP violation in Higgs decays involving a Z boson

One possibility to pin down CP violation in the Higgs sector is the observation of a combination of decays that is not allowed in CP-conserving scenarios. If a new scalar resonance is discovered there are several decays that offer insights on its CP nature. For example if the new resonance  $H'$  decays into a pair of vector bosons, it has to have a CP-even admixture. Furthermore one can make use of the knowledge that the SM-like Higgs boson at 125 GeV is mostly CP-even. Hence, the decay  $H' \rightarrow hh$  is also an indication for a large CP-even component of  $H'$ . However, if at the same time  $H' \rightarrow hZ$  can be observed,  $H'$  must feature a CP-odd component as well. In short, if we observe

$$\begin{aligned} H' \rightarrow ZZ \text{ or } H' \rightarrow hh & \hat{=} \text{CP}_{H'} = +1 \\ \text{and } H' \rightarrow Zh & \hat{=} \text{CP}_{H'} = -1 \end{aligned} \quad (5.26)$$

at the same time this proves CP violation in the Higgs sector.<sup>10</sup>

To illustrate this idea we present an example scenario, taken from the scan we performed with NMSSMCALC as described in Sec. 4. The parameters of the Higgs sector are given by<sup>11</sup>:

$$\begin{aligned} |\lambda| = 0.635, \quad |\kappa| = 0.288, \quad |A_\kappa| = 210.70 \text{ GeV}, \quad |\mu_{\text{eff}}| = 178.65 \text{ GeV}, \\ \varphi_1 = 0, \quad \varphi_2 = 0.0119\pi, \quad \varphi_{A_\lambda} = 0.0037\pi, \quad \varphi_{A_\kappa} = 0.983\pi, \\ \tan\beta = 1.88, \quad M_{H^\pm} = 392.9 \text{ GeV}. \end{aligned} \quad (5.27)$$

<sup>9</sup> For a comprehensive list of the relevant literature, see *e.g.* [99,100] and references therein, complemented by recent investigations in [13,101–120].

<sup>10</sup> For a recent investigation in the complex 2-Higgs-Doublet Model, see [14].

<sup>11</sup> Note, that  $\varphi_{A_\lambda}$  and  $\varphi_{A_\kappa}$  are strictly speaking not input parameters, but derived quantities, determined via the tadpole conditions.

Table 1

Signal rates for  $H_3$  production in gluon fusion at  $\sqrt{s} = 13$  TeV with subsequent decay into various final states.

$\sigma(ggH_3) \text{BR}(H_3 \rightarrow ZZ)$	24.8 fb
$\sigma(ggH_3) \text{BR}(H_3 \rightarrow WW)$	58.1 fb
$\sigma(ggH_3) \text{BR}(H_3 \rightarrow H_2Z)$	12.1 fb
$\sigma(ggH_3) \text{BR}(H_3 \rightarrow H_2Z \rightarrow (bb)Z)$	5.5 fb
$\sigma(ggH_3) \text{BR}(H_3 \rightarrow H_2Z \rightarrow (\gamma\gamma)Z)$	0.04 fb
$\sigma(ggH_3) \text{BR}(H_3 \rightarrow H_2Z \rightarrow (ZZ)Z)$	0.45 fb
$\sigma(ggH_3) \text{BR}(H_3 \rightarrow H_2Z \rightarrow (WW)Z)$	3.5 fb
$\sigma(ggH_3) \text{BR}(H_3 \rightarrow H_1Z)$	76.0 fb
$\sigma(ggH_3) \text{BR}(H_3 \rightarrow H_1Z \rightarrow (bb)Z)$	66.0 fb
$\sigma(ggH_3) \text{BR}(H_3 \rightarrow H_1Z \rightarrow (\gamma\gamma)Z)$	0.04 fb
$\sigma(ggH_3) \text{BR}(H_3 \rightarrow H_1Z \rightarrow (ZZ)Z)$	0.06 fb
$\sigma(ggH_3) \text{BR}(H_3 \rightarrow H_1Z \rightarrow (WW)Z)$	0.65 fb
$\sigma(ggH_1) \text{BR}(H_1 \rightarrow ZZ)$	1.53 fb

The other input parameters are

$$\begin{aligned}
m_{\tilde{u}_R, \tilde{c}_R} &= m_{\tilde{d}_R, \tilde{s}_R} = m_{\tilde{Q}_{1,2}} = m_{\tilde{L}_{1,2}} = m_{\tilde{e}_R, \tilde{\mu}_R} = 3 \text{ TeV}, \quad m_{\tilde{t}_R} = 844 \text{ GeV}, \\
m_{\tilde{Q}_3} &= 844 \text{ GeV}, \quad m_{\tilde{b}_R} = 3 \text{ TeV}, \quad m_{\tilde{L}_3} = 1751 \text{ GeV}, \quad m_{\tilde{\tau}_R} = 1751 \text{ GeV}, \\
|A_{u,c,t}| &= 603 \text{ GeV}, \quad |A_{d,s,b}| = 16 \text{ GeV}, \quad |A_{e,\mu,\tau}| = 1086 \text{ GeV}, \\
|M_1| &= 764 \text{ GeV}, \quad |M_2| = 756 \text{ GeV}, \quad |M_3| = 2650 \text{ GeV}, \\
\varphi_{A_{u,c,t}} &= \pi, \quad \varphi_{A_{d,s,b}} = \varphi_{A_{e,\mu,\tau}} = \varphi_{M_1} = \varphi_{M_2} = \varphi_{M_3} = 0.
\end{aligned} \tag{5.28}$$

The resulting Higgs spectrum is relatively light,

$$M_{H_1} \approx 104 \text{ GeV}, \quad M_{H_2} \approx 126.4 \text{ GeV}, \quad M_{H_3} \approx 258 \text{ GeV}, \tag{5.29}$$

$$M_{H_4} \approx 401 \text{ GeV}, \quad M_{H_5} \approx 405 \text{ GeV}. \tag{5.30}$$

Possible candidates for  $H'$  are either  $H_3$ ,  $H_4$  or  $H_5$ . However, the two heavy mass eigenstates are very close in mass, so that their individual signals cannot be disentangled. In most scenarios of the CP-conserving case one of the heavy mass eigenstates is CP-even and the other CP-odd. But since it is impossible to tell whether the decay of  $H_4$  or  $H_5$  is observed, no conclusion about CP violation can be drawn. This leaves us with  $H' = H_3$ . For  $H_3$  both the decay into a pair of vector bosons as well as the decay into a  $Z$  boson and the SM-like Higgs boson  $H_2$  are sizeable,

$$\text{BR}(H_3 \rightarrow ZH_2) = 5.7\%, \quad \text{BR}(H_3 \rightarrow ZZ) = 11.8\%, \quad \text{BR}(H_3 \rightarrow WW) = 27.5\%. \tag{5.31}$$

These decays can only be observed if the production cross section for  $H_3$  is sufficiently large. At  $\sqrt{s} = 13$  TeV the production cross section through gluon fusion at next-to-next-to-leading order<sup>12</sup> is  $\sigma_{ggH_3}^{13\text{ TeV}} = 211.2$  fb, which is not particularly large for a Higgs boson of this mass. The reason is the suppression of the effective coupling of  $H_3$  to a pair of gluons due to the large singlet admixture to the mass eigenstate. In Table 1 we list the obtained signal rates for several final states. The rates in the vector boson final states  $ZZ$  and  $WW$  are with 24.8 fb and 58.1 fb

<sup>12</sup> The cross section has been calculated with a private version of HIGLU [121], that has been adapted to the complex NMSSM.

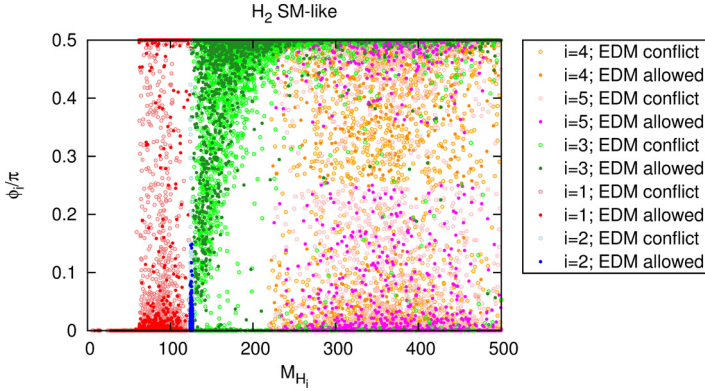


Fig. 16. The phase  $\phi_i$ , which measures the CP violation in the  $H_i \tau^+ \tau^-$  coupling, as a function of the mass of the Higgs boson  $H_i$ . Only scenarios that feature  $H_2$  as the SM-like Higgs boson with a mass of 125 GeV are included. Light colored open points are in conflict with the EDM bounds, whereas dark colored full points respect the bounds. (For interpretation of the references to color in this figure legend, the reader is referred to the web version of this article.)

of moderate size. For the final state  $Z H_2$  the signal only amounts to 12.1 fb. If the decay of the SM-like  $H_2$  is taken into account as well the overall signal becomes rather small. The decay of  $H_3$  into a  $Z$  boson and  $H_1$ , on the other hand yields a signal rate of 76 fb. Together with the decay of the lightest Higgs boson into a pair of  $Z$  bosons, which establishes a CP-even admixture to  $H_1$ , this could also be used to search for CP violation in the Higgs sector. The signals are rather small though so that the experimental observation will be challenging.

Note that in this scenario the EDM bounds are respected. As we observed in Sec. 4, this is not uncommon for scenarios that feature  $\varphi_2 \neq 0$  and  $\varphi_1 = 0$ .

## 5.2. CP violation in the Higgs to $\tau^+ \tau^-$ decays

In [110,122–124] and [102] the possibility to make use of the  $\tau^+ \tau^-$  decay mode for the determination of the CP properties of a Higgs boson has been suggested. We therefore investigate here the coupling of Higgs bosons to a  $\tau$  pair. If a mass eigenstate  $H_i$  is an admixture of CP-even and CP-odd components, it can feature both a scalar coupling (denoted by  $c_\tau^S$ ) and a pseudoscalar coupling (denoted by  $c_\tau^P$ ). The corresponding term in the Lagrangian reads

$$\mathcal{L}_{H_i \tau \tau} = -g_\tau \tau^+ (c_\tau^S + i c_\tau^P \gamma_5) \tau^- H_i \quad \text{with } g_\tau = \frac{m_\tau}{v} \quad (5.32)$$

$$= -g_\tau \sqrt{(c_\tau^S)^2 + (c_\tau^P)^2} \tau^+ (\cos \phi_i + i \sin \phi_i \gamma_5) \tau^- H_i \quad \text{with } \tan \phi_i = \frac{c_\tau^P}{c_\tau^S}. \quad (5.33)$$

In the second line we followed [110,125] and introduced the CP-violating angle  $\phi_i$  which parametrizes the CP-mixing of the Higgs boson  $H_i$  which couples to the  $\tau$ . For a CP-even Higgs boson  $\phi_i = 0$ , and for a CP-odd one  $\phi_i = \pi/2$ . Fig. 16 shows  $\phi_i$  plotted against the mass of the respective Higgs boson. We included all points of the previously described scans that feature the next-to-lightest Higgs boson as the 125 GeV Higgs state. The light colored open points indicate conflict with the EDM constraints, while dark colored full points respect the EDM constraints. Fig. 16 shows that  $H_1$  and  $H_2$  couple mostly scalar-like to the  $\tau$  pair, whereas  $H_3$  features a pseudoscalar-like coupling in most cases. For the heavier Higgs states no such tendency can be

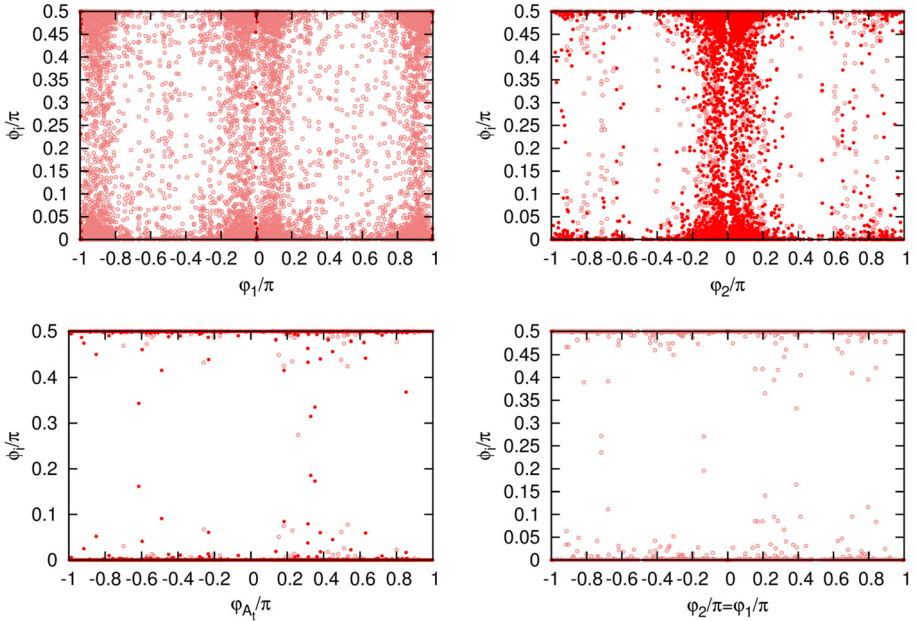


Fig. 17. The angle  $\phi_i$  as a function of various phases of the input parameters. All other phases are set to zero. Light colored open points are in conflict with the EDM constraints, whereas dark colored full points respect the bounds.

observed. Especially for the three heavier Higgs states there are points that display CP violation in the  $H_i \tau^+ \tau^-$  coupling and that are not in conflict with the EDM bounds.

In the following we investigate by which phases of the input parameters these CP-violating effects in the  $H_i \tau^+ \tau^-$  coupling can be generated. Fig. 17 shows the phase  $\phi_i$  plotted versus several phases of the input parameters, namely  $\varphi_1$  (upper left),  $\varphi_2$  (upper right),  $\varphi_{A_i}$  (lower left) and  $\varphi_1 = \varphi_2$  (lower right). Even relatively small phases of  $\varphi_1$  and  $\varphi_2$  can generate considerable CP violation in the  $H_i \tau^+ \tau^-$  couplings that should be accessible in the experiment. This is due to CP violation already at tree level in the Higgs sector, that can occur if solely  $\varphi_1$  or  $\varphi_2$  are set to non-trivial values. As we already saw earlier the EDM bounds are exceeded, however, if  $\varphi_1$  takes on non-trivial values, whereas  $\varphi_2$  leads to scenarios, which respect the bounds. If the CP violation is only induced by loop effects, as it is the case for  $\varphi_{A_i}$  or if  $\varphi_1$  and  $\varphi_2$  are chosen equal, hardly any CP-violating effect is visible in the  $H_i \tau^+ \tau^-$  coupling. The prospects of measuring such a small CP violation are less good in this case.

## 6. Conclusions

Supersymmetric theories feature many new sources for CP violation. In particular in the NMSSM, CP violation can already be induced at tree level in the Higgs sector. The upper bounds on the EDMs, on the other hand, pose stringent constraints on possible CP-violating phases. We have investigated the allowed ranges for CP-violating phases in the NMSSM by taking into account the current limits on EDMs and the latest Higgs data from the LHC. On the one hand the phase  $\varphi_1 - \varphi_2$ , which induces the tree-level CP violation in the Higgs sector, is of interest. On the other hand radiative corrections to the Higgs masses are indispensable to achieve the measured mass value of 125 GeV for the SM-like Higgs boson. In particular the top/stop sector, which

delivers the dominant Higgs mass corrections, introduces the additional phase  $\varphi_{A_t}$ . Furthermore the phase  $\varphi_1$  appears on its own (not in combination with  $\varphi_2$ ) in the stop sector and also enters in the chargino sector.

Our analysis has shown that the EDMs induced by the NMSSM specific phase  $\varphi_2$ , that appears already at tree level in the NMSSM Higgs sector in contrast to the MSSM, leads to small contributions to the EDMs. In this case, non-trivial CP-violating phases can still be compatible with the EDMs. The most stringent constraints on the phases are then due to the LHC Higgs data, as the possible large CP admixture in the 125 GeV Higgs boson leads to signal rates that are not compatible with the experiment any more. On the other hand chargino contributions to the EDMs through a complex phase of the effective  $\mu$  parameter generate EDMs that are above the experimental constraints. The EDM contributions stemming from a non-vanishing phase  $\varphi_{A_t}$  can be important for small values of the phases and large values of  $\tan\beta$ . Otherwise, this phase is hardly constrained by the EDMs. Overall, we observe that the induced EDMs are more important for larger values of  $\tan\beta$ . Finally the phases of the gaugino mass parameters can induce sizeable EDM contributions. We have also verified, that the CP-violating effects in the EDMs decouple with rising masses of the SUSY particles in the loops as expected.

The experimental verification of CP violation in the Higgs sector is a non-trivial task. Higgs signal rates can be used for the verification of CP violation only in the simultaneous measurement of decay rates requiring a dominantly CP-even, respectively, CP-odd admixture in the Higgs mass eigenstate. We have shown one example where such measurements should be feasible, although the signal rates are challenging. Besides other observables, Higgs decays into fermions provide observables sensitive to CP violation. Taking into account the EDM and LHC Higgs constraints we have shown, that in particular for the three heavier Higgs bosons there are scenarios that display CP violation in the Higgs couplings to tau leptons and are not in conflict with the bounds on the EDMs. Our investigation of the origin of the CP effects has revealed, that CP violation induced by loop effects hardly leads to CP-violating Higgs couplings to fermions. Large CP-violating effects are generated by the CP-violating phases present already at tree level in the NMSSM Higgs sector. While the parameter points for non-vanishing values of  $\varphi_1$  are to a large extent excluded by the EDM bounds, those for non-trivial  $\varphi_2$  values respect the EDM constraints. In this case, CP violation in the Higgs couplings to  $\tau$  leptons may be accessible experimentally.

## Acknowledgements

SFK acknowledge partial support from the STFC Consolidated ST/J000396/1 and the European Union FP7 ITN-INVISIBLES (Marie Curie Actions, PITN-GA-2011-289442). The work by RN was supported by the Australian Research Council through the ARC Center of Excellence in Particle Physics at the Terascale CE110001004. KW has been supported in part by the Graduiertenkolleg “GRK 1694: Elementarteilchenphysik bei höchster Energie und höchster Präzision”. The authors thank Rui Santos for helpful discussions.

## References

- [1] G. Aad, et al., ATLAS Collaboration, *Phys. Lett. B* 716 (2012) 1, arXiv:1207.7214 [hep-ex]; G. Aad, et al., ATLAS Collaboration, ATLAS-CONF-2012-162.
- [2] S. Chatrchyan, et al., CMS Collaboration, *Phys. Lett. B* 716 (2012) 30, arXiv:1207.7235 [hep-ex]; S. Chatrchyan, et al., CMS Collaboration, CMS-PAS-HIG-12-045.

- [3] D.V. Volkov, V.P. Alkulov, Phys. Lett. B 46 (1973) 109;  
 J. Wess, B. Zumino, Nucl. Phys. B 70 (1974) 39;  
 P. Fayet, Phys. Lett. B 64 (1976) 159;  
 P. Fayet, Phys. Lett. B 69 (1977) 489;  
 P. Fayet, Phys. Lett. B 84 (1979) 416;  
 G.F. Farrar, P. Fayet, Phys. Lett. B 76 (1978) 575;  
 S. Dimopoulos, H. Georgi, Nucl. Phys. B 193 (1981) 150;  
 N. Sakai, Z. Phys. C 11 (1981) 153;  
 E. Witten, Nucl. Phys. B 188 (1981) 513;  
 H.P. Nilles, Phys. Rep. 110 (1984) 1;  
 H.E. Haber, G.L. Kane, Phys. Rep. 117 (1985) 75;  
 M.F. Sohnius, Phys. Rep. 128 (1985) 39;  
 J.F. Gunion, H.E. Haber, Nucl. Phys. B 272 (1986) 1;  
 J.F. Gunion, H.E. Haber, Nucl. Phys. B 402 (1993) 567 (Erratum);  
 J.F. Gunion, H.E. Haber, Nucl. Phys. B 278 (1986) 449;  
 A.B. Lahanas, D.V. Nanopoulos, Phys. Rep. 145 (1987) 1.
- [4] For reviews and further references, see J.F. Gunion, H.E. Haber, G. Kane, S. Dawson, *The Higgs Hunter's Guide*, Addison–Wesley, 1990;  
 S.P. Martin, arXiv:hep-ph/9709356;  
 S. Dawson, arXiv:hep-ph/9712464;  
 M. Gomez-Bock, M. Mondragon, M. Mühlleitner, R. Noriega-Papaqui, I. Pedraza, M. Spira, P.M. Zerwas, J. Phys. Conf. Ser. 18 (2005) 74, arXiv:hep-ph/0509077;  
 M. Gomez-Bock, M. Mondragon, M. Mühlleitner, M. Spira, P.M. Zerwas, arXiv:0712.2419 [hep-ph];  
 A. Djouadi, Phys. Rep. 459 (2008) 1, arXiv:hep-ph/0503173.
- [5] D.J.H. Chung, L.L. Everett, G.L. Kane, S.F. King, J.D. Lykken, L.T. Wang, Phys. Rep. 407 (2005) 1, arXiv:hep-ph/0312378.
- [6] P. Fayet, Nucl. Phys. B 90 (1975) 104;  
 R. Barbieri, S. Ferrara, C.A. Savoy, Phys. Lett. B 119 (1982) 343;  
 M. Dine, W. Fischler, M. Srednicki, Phys. Lett. B 104 (1981) 199;  
 H.P. Nilles, M. Srednicki, D. Wyler, Phys. Lett. B 120 (1983) 346;  
 J.M. Frere, D.R.T. Jones, S. Raby, Nucl. Phys. B 222 (1983) 11;  
 J.P. Derendinger, C.A. Savoy, Nucl. Phys. B 237 (1984) 307;  
 J.R. Ellis, J.F. Gunion, H.E. Haber, L. Roszkowski, F. Zwirner, Phys. Rev. D 39 (1989) 844;  
 M. Drees, Int. J. Mod. Phys. A 4 (1989) 3635;  
 U. Ellwanger, M. Rausch de Traubenberg, C.A. Savoy, Phys. Lett. B 315 (1993) 331, arXiv:hep-ph/9307322;  
 U. Ellwanger, M. Rausch de Traubenberg, C.A. Savoy, Z. Phys. C 67 (1995) 665, arXiv:hep-ph/9502206;  
 U. Ellwanger, M. Rausch de Traubenberg, C.A. Savoy, Nucl. Phys. B 492 (1997) 21, arXiv:hep-ph/9611251;  
 T. Elliott, S.F. King, P.L. White, Phys. Lett. B 351 (1995) 213, arXiv:hep-ph/9406303;  
 S.F. King, P.L. White, Phys. Rev. D 52 (1995) 4183, arXiv:hep-ph/9505326;  
 F. Franke, H. Fraas, Int. J. Mod. Phys. A 12 (1997) 479, arXiv:hep-ph/9512366;  
 M. Maniatis, Int. J. Mod. Phys. A 25 (2010) 3505, arXiv:0906.0777 [hep-ph];  
 U. Ellwanger, C. Hugonie, A.M. Teixeira, Phys. Rep. 496 (2010) 1, arXiv:0910.1785 [hep-ph].
- [7] J.E. Kim, H.P. Nilles, Phys. Lett. B 138 (1984) 150.
- [8] A. Sakharov, Pis'ma Zh. Eksp. Teor. Fiz. 5 (1967) 32.
- [9] N. Cabibbo, Phys. Rev. Lett. 10 (1963) 531.
- [10] M. Kobayashi, T. Maskawa, Prog. Theor. Phys. 49 (1973) 652.
- [11] W. Mader, J.H. Park, G.M. Pruna, D. Stockinger, A. Straessner, J. High Energy Phys. 1209 (2012) 125;  
 W. Mader, J.H. Park, G.M. Pruna, D. Stockinger, A. Straessner, J. High Energy Phys. 1401 (2014) 006, arXiv:1205.2692 [hep-ph];  
 L. Basso, A. Lipniacka, F. Mahmoudi, S. Moretti, P. Osland, G.M. Pruna, M. Purmohammadi, J. High Energy Phys. 1211 (2012) 011, arXiv:1205.6569 [hep-ph];  
 J. Shu, Y. Zhang, Phys. Rev. Lett. 111 (9) (2013) 091801, arXiv:1304.0773 [hep-ph];  
 B. Ananthanarayan, S.K. Garg, J. Lahiri, P. Poulou, Phys. Rev. D 87 (11) (2013) 114002, arXiv:1304.4414 [hep-ph];  
 B. Grzadkowski, O.M. Ogreid, P. Osland, J. High Energy Phys. 1401 (2014) 105, arXiv:1309.6229 [hep-ph];  
 S. Ipek, Phys. Rev. D 89 (7) (2014) 073012, arXiv:1310.6790 [hep-ph];

- R. Gaitán, R. Martinez, J.H. Montes de Oca, S.R. Romo, Eur. Phys. J. C 74 (3) (2014) 2788, arXiv:1312.0044 [hep-ph];  
 F. Campanario, M. Kubocz, J. High Energy Phys. 1410 (2014) 173, arXiv:1402.1154 [hep-ph];  
 S. Inoue, M.J. Ramsey-Musolf, Y. Zhang, Phys. Rev. D 89 (11) (2014) 115023, arXiv:1403.4257 [hep-ph];  
 K. Cheung, J.S. Lee, E. Senaha, P.Y. Tseng, J. High Energy Phys. 1406 (2014) 149, arXiv:1403.4775 [hep-ph];  
 B. Ananthanarayan, S.K. Garg, C.S. Kim, J. Lahiri, P. Poulou, Phys. Rev. D 90 (1) (2014) 014016, arXiv:1405.6465 [hep-ph];  
 J. Kopp, M. Nardecchia, J. High Energy Phys. 1410 (2014) 156, arXiv:1406.5303 [hep-ph];  
 Y.N. Mao, S.H. Zhu, Phys. Rev. D 90 (11) (2014) 115024, arXiv:1409.6844 [hep-ph];  
 B. Grzadkowski, O.M. Ogreid, P. Osland, J. High Energy Phys. 1411 (2014) 084, arXiv:1409.7265 [hep-ph];  
 C.Y. Chen, S. Dawson, Y. Zhang, J. High Energy Phys. 1506 (2015) 056, arXiv:1503.01114 [hep-ph];  
 R. Gaitan, E.A. Garces, J.H.M. de Oca, R. Martinez, arXiv:1505.04168 [hep-ph];  
 S. Berge, W. Bernreuther, S. Kirchner, arXiv:1510.03850 [hep-ph];  
 H.E. Haber, O. Stal, Eur. Phys. J. C 75 (10) (2015) 491, arXiv:1507.04281 [hep-ph];  
 V. Keus, S.F. King, S. Moretti, K. Yagyu, arXiv:1510.04028 [hep-ph].
- [12] L. Bian, T. Liu, J. Shu, Phys. Rev. Lett. 115 (2015) 021801, arXiv:1411.6695 [hep-ph].
- [13] W. Dekens, J. de Vries, J. Bsaisou, W. Bernreuther, C. Hanhart, U.G. Meiner, A. Nogga, A. Wirzba, J. High Energy Phys. 1407 (2014) 069, arXiv:1404.6082 [hep-ph].
- [14] D. Fontes, J.C. Romo, R. Santos, J.P. Silva, arXiv:1506.06755 [hep-ph].
- [15] B. Bhattacharjee, A. Chakraborty, D. Kumar Ghosh, S. Raychaudhuri, Phys. Rev. D 86 (2012) 075012, arXiv:1204.3369 [hep-ph];  
 A. Chakraborty, B. Das, J.L. Diaz-Cruz, D.K. Ghosh, S. Moretti, P. Poulou, Phys. Rev. D 90 (5) (2014) 055005, arXiv:1301.2745 [hep-ph];  
 A. Arbey, J. Ellis, R.M. Godbole, F. Mahmoudi, Eur. Phys. J. C 75 (2) (2015) 85, arXiv:1410.4824 [hep-ph];  
 B. Li, C.E.M. Wagner, Phys. Rev. D 91 (2015) 095019, arXiv:1502.02210 [hep-ph].
- [16] S. Schael, et al., ALEPH Collaboration, DELPHI Collaboration, L3 Collaboration, OPAL Collaboration, Eur. Phys. J. C 47 (2006) 547.
- [17] S. Moretti, S. Munir, arXiv:1505.00545 [hep-ph].
- [18] T. Graf, R. Grober, M. Muhlleitner, H. Rzehak, K. Walz, J. High Energy Phys. 1210 (2012) 122, arXiv:1206.6806 [hep-ph].
- [19] M. Muhlleitner, D.T. Nhung, H. Rzehak, K. Walz, J. High Energy Phys. 1505 (2015) 128, arXiv:1412.0918 [hep-ph].
- [20] R. Barbieri, D. Buttazzo, K. Kannike, F. Sala, A. Tesi, Phys. Rev. D 87 (2013) 115018, arXiv:1304.3670 [hep-ph].
- [21] D.T. Nhung, M. Muhlleitner, J. Streicher, K. Walz, J. High Energy Phys. 1311 (2013) 181, arXiv:1306.3926 [hep-ph].
- [22] U. Ellwanger, J. High Energy Phys. 1308 (2013) 077, arXiv:1306.5541 [hep-ph].
- [23] C. Han, X. Ji, L. Wu, P. Wu, J.M. Yang, J. High Energy Phys. 1404 (2014) 003, arXiv:1307.3790 [hep-ph].
- [24] S. Munir, Phys. Rev. D 89 (2014) 095013, arXiv:1310.8129 [hep-ph].
- [25] S.F. King, M. Muhlleitner, R. Nevzorov, Nucl. Phys. B 860 (2012) 207, arXiv:1201.2671 [hep-ph].
- [26] S.F. King, M. Muhlleitner, R. Nevzorov, K. Walz, Nucl. Phys. B 870 (2013) 323, arXiv:1211.5074 [hep-ph].
- [27] S.F. King, M. Muhlleitner, R. Nevzorov, K. Walz, Phys. Rev. D 90 (9) (2014) 095014, arXiv:1408.1120 [hep-ph].
- [28] J. Cao, D. Li, L. Shang, P. Wu, Y. Zhang, J. High Energy Phys. 1412 (2014) 026, arXiv:1409.8431 [hep-ph].
- [29] L. Wu, J.M. Yang, C.P. Yuan, M. Zhang, Phys. Lett. B 747 (2015) 378, arXiv:1504.06932 [hep-ph].
- [30] D. Buttazzo, F. Sala, A. Tesi, arXiv:1505.05488 [hep-ph].
- [31] J. Baglio, C.O. Krauss, M. Muhlleitner, K. Walz, arXiv:1505.07125 [hep-ph].
- [32] U. Ellwanger, Phys. Lett. B 303 (1993) 271, arXiv:hep-ph/9302224.
- [33] T. Elliott, S.F. King, P.L. White, Phys. Lett. B 305 (1993) 71, arXiv:hep-ph/9302202.
- [34] T. Elliott, S.F. King, P.L. White, Phys. Lett. B 314 (1993) 56, arXiv:hep-ph/9305282.
- [35] T. Elliott, S.F. King, P.L. White, Phys. Rev. D 49 (1994) 2435, arXiv:hep-ph/9308309.
- [36] P.N. Pandita, Z. Phys. C 59 (1993) 575.
- [37] P.N. Pandita, Phys. Lett. B 318 (1993) 338.
- [38] U. Ellwanger, C. Hugonie, Phys. Lett. B 623 (2005) 93, arXiv:hep-ph/0504269.
- [39] G. Degrossi, P. Slavich, Nucl. Phys. B 825 (2010) 119, arXiv:0907.4682 [hep-ph].
- [40] F. Staub, W. Porod, B. Herrmann, J. High Energy Phys. 1010 (2010) 040, arXiv:1007.4049 [hep-ph].
- [41] K. Ender, T. Graf, M. Muhlleitner, H. Rzehak, Phys. Rev. D 85 (2012) 075024, arXiv:1111.4952 [hep-ph].
- [42] M.D. Goodsell, K. Nickel, F. Staub, Phys. Rev. D 91 (2015) 035021, arXiv:1411.4665 [hep-ph].

- [43] S.W. Ham, J. Kim, S.K. Oh, D. Son, Phys. Rev. D 64 (2001) 035007, arXiv:hep-ph/0104144.
- [44] S.W. Ham, S.H. Kim, S.K. Oh, D. Son, Phys. Rev. D 76 (2007) 115013, arXiv:0708.2755 [hep-ph].
- [45] S.W. Ham, S.K. Oh, D. Son, Phys. Rev. D 65 (2002) 075004, arXiv:hep-ph/0110052.
- [46] S.W. Ham, Y.S. Jeong, S.K. Oh, arXiv:hep-ph/0308264.
- [47] K. Funakubo, S. Tao, Prog. Theor. Phys. 113 (2005) 821, arXiv:hep-ph/0409294.
- [48] K. Cheung, T.J. Hou, J.S. Lee, E. Senaha, Phys. Rev. D 82 (2010) 075007, arXiv:1006.1458 [hep-ph].
- [49] M. Muhlleitner, D.T. Nhung, H. Ziesche, arXiv:1506.03321 [hep-ph].
- [50] U. Ellwanger, J.F. Gunion, C. Hugonie, J. High Energy Phys. 0502 (2005) 066, arXiv:hep-ph/0406215.
- [51] U. Ellwanger, C. Hugonie, Comput. Phys. Commun. 175 (2006) 290, arXiv:hep-ph/0508022.
- [52] U. Ellwanger, C. Hugonie, Comput. Phys. Commun. 177 (2007) 399, arXiv:hep-ph/0612134.
- [53] B. Allanach, Comput. Phys. Commun. 143 (2002) 305, arXiv:hep-ph/0104145.
- [54] B. Allanach, P. Athron, L.C. Tunstall, A. Voigt, A. Williams, Comput. Phys. Commun. 185 (2014) 2322, arXiv:1311.7659 [hep-ph].
- [55] J. Baglio, et al., EPJ Web Conf. 49 (2013) 12001.
- [56] J. Baglio, R. Grober, M. Muhlleitner, D.T. Nhung, H. Rzehak, M. Spira, J. Streicher, K. Walz, Comput. Phys. Commun. 185 (12) (2014) 3372, arXiv:1312.4788 [hep-ph].
- [57] P. Athron, J.h. Park, D. Stöckinger, A. Voigt, Comput. Phys. Commun. 190 (2015) 139, arXiv:1406.2319 [hep-ph].
- [58] P. Athron, J.h. Park, D. Stöckinger, A. Voigt, arXiv:1410.7385 [hep-ph].
- [59] W. Porod, Comput. Phys. Commun. 153 (2003) 275, arXiv:hep-ph/0301101.
- [60] W. Porod, F. Staub, Comput. Phys. Commun. 183 (2012), arXiv:1104.1573 [hep-ph].
- [61] F. Staub, Comput. Phys. Commun. 182 (2011) 808, arXiv:1002.0840 [hep-ph].
- [62] F. Staub, Comput. Phys. Commun. 184 (2013) 1792, arXiv:1207.0906 [hep-ph].
- [63] F. Staub, Comput. Phys. Commun. 185 (2014) 1773, arXiv:1309.7223 [hep-ph].
- [64] M.D. Goodsell, K. Nickel, F. Staub, Eur. Phys. J. C 75 (1) (2015) 32, arXiv:1411.0675 [hep-ph].
- [65] F. Staub, P. Athron, U. Ellwanger, R. Grober, M. Muhlleitner, P. Slavich, A. Voigt, arXiv:1507.05093 [hep-ph].
- [66] F. Domingo, J. High Energy Phys. 1506 (2015) 052, arXiv:1503.07087 [hep-ph].
- [67] P.Z. Skands, et al., J. High Energy Phys. 0407 (2004) 036, arXiv:hep-ph/0311123.
- [68] B. Allanach, et al., Comput. Phys. Commun. 180 (2009) 8, arXiv:0801.0045 [hep-ph].
- [69] T. Ibrahim, P. Nath, Phys. Rev. D 58 (1998) 111301, arXiv:hep-ph/9807501;  
T. Ibrahim, P. Nath, Phys. Rev. D 60 (1999) 099902 (Erratum).
- [70] J.R. Ellis, J.S. Lee, A. Pilaftsis, J. High Energy Phys. 0810 (2008) 049, arXiv:0808.1819 [hep-ph].
- [71] J. Baron, et al., ACME Collaboration, Science 343 (2014) 269, arXiv:1310.7534 [physics.atom-ph].
- [72] B.C. Regan, E.D. Commins, C.J. Schmidt, D. DeMille, Phys. Rev. Lett. 88 (2002) 071805.
- [73] C.A. Baker, D.D. Doyle, G. Geltenhort, K. Green, M.G.D. van der Grinten, P.G. Harris, P. Iaydijev, S.N. Ivanov, et al., Phys. Rev. Lett. 97 (2006) 131801, arXiv:hep-ex/0602020.
- [74] W.C. Griffith, M.D. Swallows, T.H. Loftus, M.V. Romalis, B.R. Heckel, E.N. Fortson, Phys. Rev. Lett. 102 (2009) 101601.
- [75] K. Cheung, T.J. Hou, J.S. Lee, E. Senaha, Phys. Rev. D 84 (2011) 015002, arXiv:1102.5679 [hep-ph].
- [76] J. Ellis, J.S. Lee, A. Pilaftsis, J. High Energy Phys. 1010 (2010) 049, arXiv:1006.3087 [hep-ph].
- [77] G.F. Giudice, A. Romanino, Phys. Lett. B 634 (2006) 307, arXiv:hep-ph/0510197;  
Y. Li, S. Profumo, M. Ramsey-Musolf, Phys. Rev. D 78 (2008) 075009, arXiv:0806.2693 [hep-ph].
- [78] D.A. Dicus, Phys. Rev. D 41 (1990) 999;  
S. Weinberg, Phys. Rev. Lett. 63 (1989) 2333.
- [79] J. Dai, H. Dykstra, R.G. Leigh, S. Paban, D. Dicus, Phys. Lett. B 237 (1990) 216;  
J. Dai, H. Dykstra, R.G. Leigh, S. Paban, D. Dicus, Phys. Lett. B 242 (1990) 547 (Erratum).
- [80] I.B. Khriplovich, S.K. Lamoreaux, CP Violation Without Strangeness, Springer, New York, 1997.
- [81] M. Pospelov, A. Ritz, Ann. Phys. 318 (2005) 119.
- [82] A. Manohar, H. Georgi, Nucl. Phys. B 234 (1984) 189;  
R. Arnowitt, J.L. Lopez, D.V. Nanopoulos, Phys. Rev. D 42 (1990) 2423;  
R. Arnowitt, M.J. Duff, K.S. Stelle, Phys. Rev. D 43 (1991) 3085.
- [83] J.R. Ellis, R.A. Flores, Phys. Lett. B 377 (1996) 83.
- [84] D.A. Demir, O. Lebedev, K.A. Olive, M. Pospelov, A. Ritz, Nucl. Phys. B 680 (2004) 339.
- [85] M. Pospelov, A. Ritz, Phys. Rev. Lett. 83 (1999) 2526;  
M. Pospelov, A. Ritz, Nucl. Phys. B 573 (2000) 177;  
M. Pospelov, A. Ritz, Phys. Rev. D 63 (2001) 073015;  
D.A. Demir, M. Pospelov, A. Ritz, Phys. Rev. D 67 (2003) 015007.

- [86] K.A. Olive, M. Pospelov, A. Ritz, Y. Santoso, *Phys. Rev. D* 72 (2005) 075001.
- [87] J. Ellis, J.S. Lee, A. Pilaftsis, *J. High Energy Phys.* 1102 (2011) 045, arXiv:1101.3529 [hep-ph], and references therein.
- [88] P. Bechtle, O. Brein, S. Heinemeyer, G. Weiglein, K.E. Williams, *Comput. Phys. Commun.* 181 (2010) 138.
- [89] P. Bechtle, O. Brein, S. Heinemeyer, G. Weiglein, K.E. Williams, *Comput. Phys. Commun.* 182 (2011) 2605.
- [90] P. Bechtle, et al., *Eur. Phys. J. C* 74 (2693) (2014) 2693.
- [91] P. Bechtle, S. Heinemeyer, O. Stal, T. Stefaniak, G. Weiglein, *Eur. Phys. J. C* 74 (2014) 2711.
- [92] ATLAS Collaboration, ATLAS-CONF-2013-090;  
CMS Collaboration, CMS-PAS-HIG-12-052.
- [93] G. Aad, et al., ATLAS Collaboration, arXiv:1405.7875 [hep-ex];  
G. Aad, et al., ATLAS Collaboration, *Eur. Phys. J. C* 72 (2012) 2237, arXiv:1208.4305 [hep-ex];  
G. Aad, et al., ATLAS Collaboration, *Phys. Lett. B* 720 (2013) 13, arXiv:1209.2102 [hep-ex];  
G. Aad, et al., ATLAS Collaboration, *J. High Energy Phys.* 1406 (2014) 124, arXiv:1403.4853 [hep-ex];  
G. Aad, et al., ATLAS Collaboration, *J. High Energy Phys.* 1310 (2013) 189, arXiv:1308.2631 [hep-ex];  
G. Aad, et al., ATLAS Collaboration, arXiv:1407.0583 [hep-ex];  
G. Aad, et al., ATLAS Collaboration, arXiv:1406.1122 [hep-ex].
- [94] G. Aad, et al., ATLAS Collaboration, arXiv:1407.0608 [hep-ex].
- [95] CMS Collaboration, CMS-PAS-SUS-13-019;  
CMS Collaboration, CMS-PAS-SUS-13-024;  
CMS Collaboration, CMS-PAS-SUS-14-011;  
CMS Collaboration, CMS-PAS-SUS-13-011;  
CMS Collaboration, CMS-PAS-SUS-13-004;  
CMS Collaboration, CMS-PAS-SUS-13-014;  
CMS Collaboration, CMS-PAS-SUS-13-018;  
CMS Collaboration, CMS-PAS-SUS-13-008;  
CMS Collaboration, CMS-PAS-SUS-13-013.
- [96] S. Abel, S. Khalil, O. Lebedev, *Nucl. Phys. B* 606 (2001) 151, arXiv:hep-ph/0103320.
- [97] D.E. Morrissey, M.J. Ramsey-Musolf, *New J. Phys.* 14 (2012) 125003, arXiv:1206.2942 [hep-ph].
- [98] S.J. Huber, M.G. Schmidt, *Nucl. Phys. B* 606 (2001) 183, arXiv:hep-ph/0003122;  
S.J. Huber, M.G. Schmidt, arXiv:hep-ph/0011059;  
K. Funakubo, S. Tao, F. Toyoda, *Prog. Theor. Phys.* 114 (2005) 369, arXiv:hep-ph/0501052;  
K. Cheung, T.J. Hou, J.S. Lee, E. Senaha, *Phys. Lett. B* 710 (2012) 188, arXiv:1201.3781 [hep-ph];  
J. Kozaczuk, S. Profumo, C.L. Wainwright, *Phys. Rev. D* 87 (7) (2013) 075011, arXiv:1302.4781 [hep-ph];  
C. Balázs, A. Mazumdar, E. Pukartas, G. White, *J. High Energy Phys.* 1401 (2014) 073, arXiv:1309.5091 [hep-ph];  
W. Huang, Z. Kang, J. Shu, P. Wu, J.M. Yang, *Phys. Rev. D* 91 (2) (2015) 025006, arXiv:1405.1152 [hep-ph];  
J. Kozaczuk, S. Profumo, L.S. Haskins, C.L. Wainwright, *J. High Energy Phys.* 1501 (2015) 144, arXiv:1407.4134 [hep-ph];  
X.J. Bi, L. Bian, W. Huang, J. Shu, P.F. Yin, *Phys. Rev. D* 92 (2) (2015) 023507, arXiv:1503.03749 [hep-ph].
- [99] S. Heinemeyer, et al., LHC Higgs Cross Section Working Group, arXiv:1307.1347 [hep-ph].
- [100] R.M. Godbole, D.J. Miller, M.M. Muhlleitner, *J. High Energy Phys.* 0712 (2007) 031, arXiv:0708.0458 [hep-ph].
- [101] A. Djouadi, G. Moreau, *Eur. Phys. J. C* 73 (9) (2013) 2512, arXiv:1303.6591 [hep-ph].
- [102] R. Harnik, A. Martin, T. Okui, R. Primulando, F. Yu, *Phys. Rev. D* 88 (7) (2013) 076009, arXiv:1308.1094 [hep-ph].
- [103] Y. Sun, X.F. Wang, D.N. Gao, *Int. J. Mod. Phys. A* 29 (2014) 1450086, arXiv:1309.4171 [hep-ph].
- [104] I. Anderson, et al., *Phys. Rev. D* 89 (3) (2014) 035007, arXiv:1309.4819 [hep-ph].
- [105] J. Brod, U. Haisch, J. Zupan, *J. High Energy Phys.* 1311 (2013) 180, arXiv:1310.1385 [hep-ph].
- [106] G. Buchalla, O. Cata, G. D’Ambrosio, *Eur. Phys. J. C* 74 (3) (2014) 2798, arXiv:1310.2574 [hep-ph].
- [107] Y. Chen, A. Falkowski, I. Low, R. Vega-Morales, *Phys. Rev. D* 90 (11) (2014) 113006, arXiv:1405.6723 [hep-ph].
- [108] M.J. Dolan, P. Harris, M. Jankowiak, M. Spannowsky, *Phys. Rev. D* 90 (7) (2014) 073008, arXiv:1406.3322 [hep-ph].
- [109] F. Demartin, F. Maltoni, K. Mawatari, B. Page, M. Zaro, *Eur. Phys. J. C* 74 (9) (2014) 3065, arXiv:1407.5089 [hep-ph].
- [110] S. Berge, W. Bernreuther, S. Kirchner, *Eur. Phys. J. C* 74 (11) (2014) 3164, arXiv:1408.0798 [hep-ph].
- [111] R.M. Godbole, D.J. Miller, K.A. Mohan, C.D. White, *J. High Energy Phys.* 1504 (2015) 103, arXiv:1409.5449 [hep-ph].
- [112] R. Li, Y. Zhang, arXiv:1410.2120 [hep-ph].

- [113] J. Yue, Phys. Lett. B 744 (2015) 131, arXiv:1410.2701 [hep-ph].
- [114] A. Arbey, J. Ellis, R.M. Godbole, F. Mahmoudi, Eur. Phys. J. C 75 (2) (2015) 85, arXiv:1410.4824 [hep-ph].
- [115] X.G. He, G.N. Li, Y.J. Zheng, arXiv:1501.00012 [hep-ph].
- [116] A. Askew, P. Jaiswal, T. Okui, H.B. Prosper, N. Sato, Phys. Rev. D 91 (7) (2015) 075014, arXiv:1501.03156 [hep-ph].
- [117] F. Boudjema, R.M. Godbole, D. Guadagnoli, K.A. Mohan, Phys. Rev. D 92 (1) (2015) 015019, arXiv:1501.03157 [hep-ph].
- [118] W. Altmannshofer, J. Brod, M. Schmaltz, J. High Energy Phys. 1505 (2015) 125, arXiv:1503.04830 [hep-ph].
- [119] T.V. Zagoskin, A.Y. Korchin, arXiv:1504.07187 [hep-ph].
- [120] M.R. Buckley, D. Goncalves, arXiv:1507.07926 [hep-ph].
- [121] M. Spira, Nucl. Instrum. Methods A 389 (1997) 357, arXiv:hep-ph/9610350.
- [122] S. Berge, W. Bernreuther, J. Ziethe, Phys. Rev. Lett. 100 (2008) 171605, arXiv:0801.2297 [hep-ph].
- [123] S. Berge, W. Bernreuther, Phys. Lett. B 671 (2009) 470, arXiv:0812.1910 [hep-ph].
- [124] S. Berge, W. Bernreuther, B. Niepelt, H. Spiesberger, Phys. Rev. D 84 (2011) 116003, arXiv:1108.0670 [hep-ph].
- [125] S. Berge, W. Bernreuther, H. Spiesberger, Phys. Lett. B 727 (2013) 488, arXiv:1308.2674 [hep-ph].